


PROSUPPORT PROFILE T & N is a profile for the protection and finishing of the external edge of raised floors in ceramic, wood and composite materials. The vertical section of the profiles features a specially designed fins that create a dovetail cladding system. This dovetail cladding system allows for the adhesive used to fix the covering to also mechanically bond to the profiles. The profile is also available with a decorative edge of 2 cm height (PROSUPPORT PROFILE T).

PROSUPPORT PROFILE T & N

VARNISHED ALUMINIUM
NATURAL ALUMINIUM

PATENTED



PROSUPPORT PROFILE T - VARNISHED ALUMINIUM

bar length 2,7 lm - pack. 20 Pcs - 54 lm

Article	L x H mm	h mm	€/lm	€/Pc
PSPRPT 20AL...	177,7x81,5	60		

COLOURS (EMBOSSSED)

GF - Grey (7038)	A - Anthracite grey - (no RAL)
------------------	--------------------------------

* ON DEMAND (EMBOSSSED)

BF - White (9010)	TF - Dark brown (8019)	C - Corten
EF - Beige		



PROSUPPORT PROFILE N - NATURAL ALUMINIUM

bar length 2,7 lm - pack. 20 Pcs - 54 lm


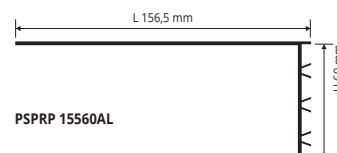
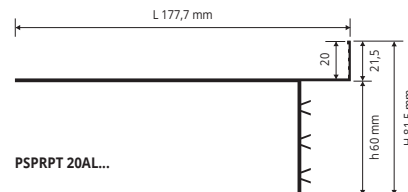
Article	H mm	L	€/lm	€/Pc
PSPRP 15560AL	60	156,5		

COLOURS

AN - Natural aluminium

LAYING INSTRUCTIONS

1. Choose "PROSUPPORT PROFILE" desired model. 2. Cut "PROSUPPORT PROFILE" to the desired length and put on the supports and aligning. 3. Lay the floor by adjusting the height of the supports until completely leveling. 4. Cut the tiles of the correct size to close the perimeters of the floating floor. 5. Fix on the vertical surface of the profile the tiles using a suitable adhesive.



PROSUPPORT SYSTEM A&B Perimeter profile to protect and finish the outer edge of raised floors of different types, ceramic, wood, stone etc. The **PROSUPPORT PROFILE A** consists in an "L"-shaped horizontal flat base to insert and anchor above the **PROSUPPORT** Self-levelling head and a vertical visible part to insert in the vertical "L"-shaped element (as indicated in the drawing).

Use: Perimeter profile to protect and finish the outer edge of raised floors of different types, ceramic, wood, marble etc. The **PROSUPPORT PROFILE** consists in an "L"-shaped horizontal flat base to insert and anchor above the **PROSUPPORT** Self-levelling head and a vertical visible part to insert in the vertical "L"-shaped element (as indicated in the drawing).

PROSUPPORT PROFILE A & B

VARNISHED ALUMINIUM,
NATURAL ALUMINIUM

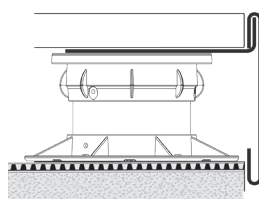


PUNCHED AND PERFORATED PROSUPPORT A NATURAL ALUMINIUM - length 2,7 lm - pack. 20 Pcs

Article	L x H	€/lm	€/Pc
BPPSAN 15015	150 X 15		
BPPSAN 15020	150 X 20		
BPPSAN 15025	150 X 25		

COLOURS

AN - Natural aluminium



TOP PROFILE PROSUPPORT B - VARNISHED ALUMINIUM length 2,7 lm Pack 10 Pcs (PFPSAL...1060 Pack 20 Pcs)

Article	H1	€/lm	€/Pc
PFPSAL... 1060	60		
PFPSAL... 1080	80		
PFPSAL... 10100	100		

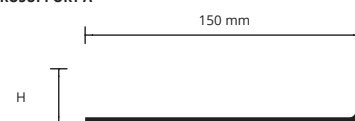
COLOURS (EMBOSSSED)

GF - Grey (7038)	A - Anthracite grey - (no RAL)
------------------	--------------------------------

* ON DEMAND (EMBOSSSED)

BF - White (9010)	TF - Dark brown (8019)	C - Corten
EF - Beige		

PROSUPPORT A

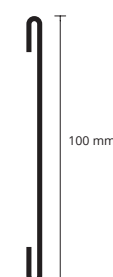
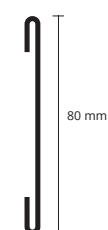
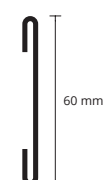


PROSUPPORT B

PFPSAL... 1060

PFPSAL... 1080

PFPSAL... 10100



* = Production on demand with minimum quantity of 100 pcs. Production delay 4/5 weeks. Price to be agreed

Prices are referred to whole packs.