



PROSKIRTING CHANNEL is the new innovative skirting designed with an integrated system for plasterboard walls, and devised to create a skirting flush to the wall with decorative inner grooves for a modern and contemporary touch.

PROSKIRTING CHANNEL

ANODISED, BRUSHED, VARNISHED ALUMINIUM



SUPPORT/ PERFORATED BASE - ANODISED SILVER ALUM.
thermo packed - bar length 2 lm - pack. 20 Pcs - 40 lm

Article	H mm
PKGCFAA 75	75

ORDER THE SUPPORT AND THE TOP YOU WISH

VISIBLE TOP - ANODISED, BRUSHED, WHITE VARNISHED ALUM.
thermo packed - bar length 2 lm - pack. 20 Pcs - 40 lm

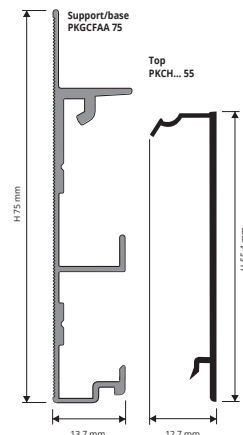
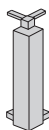
Article	H mm
PKCHAA 55	55
PKCHBS 55	55
PKCHA 55-01	55

ON DEMAND MAY BE REALISED IN OTHER FINISHES OF THE COLOUR CHART.
CONTACT OUR CUSTOMER SERVICE FOR MINIMUM QUANTITY, TIMING AND PRICE.

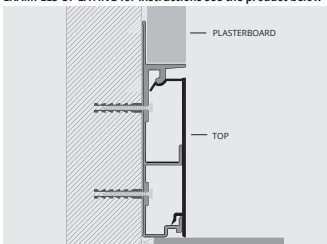
INTERNAL CORNER - ANODISED, BRUSHED, WHITE VARNISHED ALUM. - pack. 5 Pcs

Article	H mm
REPKCH... 55	55
REPKCHA 55-01	55

Available in the colours: AA - BS - 01. The code of the selected colour must be added to the article code.
E.g.: REPKCH... 55 (chosen finish anodised silver)
REPKCHAA 55.



EXAMPLES OF LAYING for instructions see the product below



PROSKIRTING FLAT is the new innovative skirting designed with an integrated system for plasterboard walls, and devised to create a skirting flush to the wall for a modern and contemporary touch.

PROSKIRTING FLAT

ANODISED, BRUSHED, VARNISHED ALUMINIUM



SUPPORT/ PERFORATED BASE - ANODISED SILVER ALUM.
thermo packed - bar length 2 lm - pack. 20 Pcs - 40 lm

Article	H mm
PKGCFAA 75	75

ORDER THE SUPPORT AND THE TOP YOU WISH

VISIBLE TOP - ANODISED, BRUSHED, WHITE VARNISHED ALUM.
thermo packed - bar length 2 lm - pack. 20 Pcs - 40 lm

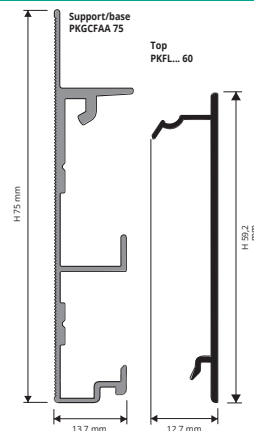
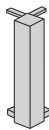
Article	H mm
PKFLAA 60	60
PKFLBS 60	60
PKFLA 60-01	60

ON DEMAND MAY BE REALISED IN OTHER FINISHES OF THE COLOUR CHART.
CONTACT OUR CUSTOMER SERVICE FOR MINIMUM QUANTITY, TIMING AND PRICE.

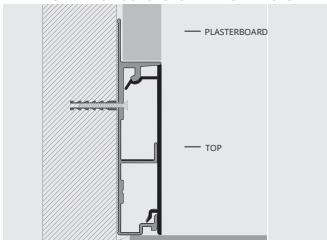
EXTERNAL CORNER - ANODISED, BRUSHED, WHITE VARNISHED ALUM. - pack. 5 Pcs

Article	H mm
REPKFL... 60	60
REPKFLA 60-01	60

Available in the colours: AA - BS - 01. The code of the selected colour must be added to the article code.
E.g.: REPKFL... 60 (chosen finish anodised silver)
REPKFLAA 60.



EXAMPLES AND INSTRUCTIONS FOR LAYING METHODS



1. Fix the substrate/perforated base to the wall before laying the plasterboard, calculating all the heights and distances. 2. Lay the plasterboard aligning the lower part flush to the "PROSKIRTING CHANNEL" and/or FLAT. 3. Plaster and carry out the surface finishing on the plasterboard. 4. Choose the required Top "PROSKIRTING CHANNEL" and/or FLAT finish, cut and lay the profile fitting the lower part and then the upper part by pressing gently. **IMPORTANT:** Pay attention to the external edges of the aluminium Proskirting. They must be protected against agents such as adhesives and sealants and against grinding or scraping actions.

COLOURS



* = On demand, price and delivery time to be agreed.