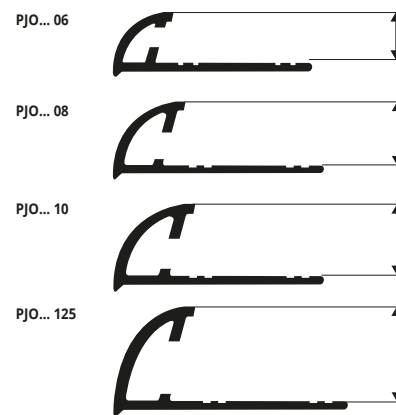


PROJOLLY is a rounded bead profile in natural, antique brass, polished varnished and chromed brass that can be applied on external corners of coverings. It can be used to close the perimeter of coverings and like (only natural and chromed version) a connection profile between step tread and riser of stairs coated with ceramic or natural stone tiles. Its particular section, the availability in three different finishes and special pieces such as internal and external corners, end caps and joints make **PROJOLLY** a much sought-after and elegant profile that allows a workmanlike application.

PROJOLLY

NATURAL, POLISHED VARNISHED,
CHROMED AND ANTIQUE BRASS



NATURAL BRASS thermo packed
bar length 2,7 lm - pack. 20 Pcs - 54 lm

Article	H mm		
PJON 08	8		
PJON 10	10		
PJON 125	12,5		

SUPER POLISHED VARNISHED CHROMED BRASS thermo packed bar length 2,7 lm - pack. 20 Pcs - 54 lm

Article	H mm		
PJOC 06	6		
PJOC 08	8		
PJOC 10	10		
PJOC 125	12,5		



POLISHED VARNISHED BRASS thermo packed
bar length 2,7 lm - pack. 20 Pcs - 54 lm

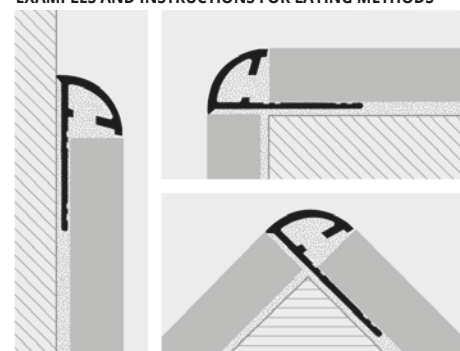
Article	H mm		
PJOL 06	6		
PJOL 08	8		
PJOL 10	10		
PJOL 125	12,5		

Polished varnished brass is not suitable for frequent pedestrian traffic places and/or scratching.

ANTIQUE BRASS thermo packed
bar length 2,7 lm - pack. 20 Pcs - 54 lm

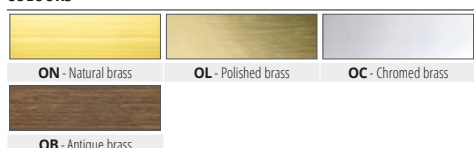
Article	H mm		
PJOB 08	8		
PJOB 10	10		
PJOB 125	12,5		

EXAMPLES AND INSTRUCTIONS FOR LAYING METHODS



1. Choose "PROJOLLY" according to the tile thickness and desired finish.
2. Cut "PROJOLLY" to the desired length and apply the adhesive on the support where the profile will be laid.
3. Press the anchoring flange of "PROJOLLY" into the adhesive.
4. Lay the tiles, aligning them with the profile leaving a 2 mm joint. Remove immediately all remains of adhesive from the surface of the profile.
5. Fill the joints between the profile and the tiles with grout, in order to avoid water stagnation. Remove immediately all the remains of grout from the surface of the profile.

COLOURS



CAPSULES, END CAPS and THREE-WAYS JOINTS

VARNISHED POLISHED BRASS AND CHROMED BRASS EFFECT / PLASTIC

Capsules & end caps of the on demand profiles are also on demand *

CAPS and JOINTS - CHROMED BRASS / PLASTIC

Article	H mm	Pack 10 Pcs	Pack 2 Pcs
TPJOC 06-08-10-125/...	6-8-10-12,5		
GJJA 06-08-10-125/...	6-8-10-12,5		

Choose the desired packaging: E.g.: GJJA.../10 (Pack. 10 Pcs)
GJJA.../2 (Pack. 2 Pcs)



LEFT CAPSULES - POLISHED VARNISHED/CHROMED BRASS

Article	H mm	Pack 10 Pcs	Pack 2 Pcs
CPJOL/OC 06/...	6		
IPJOL/OC 06/...	6		
CPJOL/OC 08/...	8		
IPJOL/OC 08/...	8		
CPJOL/OC 10/...	10		
IPJOL/OC 10/...	10		
CPJOL/OL 125/...	12,5		
IPJOL/OL 125/...	12,5		

Choose the desired packaging: E.g.: CPJOL.../10 (Pack. 10 Pcs)
CPJOL.../2 (Pack. 2 Pcs)

The right capsules are available on demand and must be used only in the following cases:

A) when you are laying the cut base of the profile perpendicularly on the floor;

LEFT CAPSULES - ANTIQUE BRASS

Article	H mm	Pack 10 Pcs	Pack 2 Pcs
CPJOB 08/...	8		
IPJOB 08/...	8		
CPJOB 10/...	10		
IPJOB 10/...	10		
CPJOB 125/...	12,5		
IPJOB 125/...	12,5		


Choose the desired packaging: E.g.: CPJOB.../10 (Pack. 10 Pcs)
CPJOB.../2 (Pack. 2 Pcs)

B) as an alternative to end-caps (right side).

EXTERNAL CAPSULES



INTERNAL CAPSULES



Add "D" to the article code.
For example: CPJDOL 06.

Add "D" to the article code.
For example: IPJDOL 06.



LEFT CAPSULES

RIGHT CAPSULES

Add "D" to the article code. For example: CPJDOC 06.

News 2023

* = Production on demand with minimum quantity of 100 pcs. Production delay 4/5 weeks. Price to be agreed