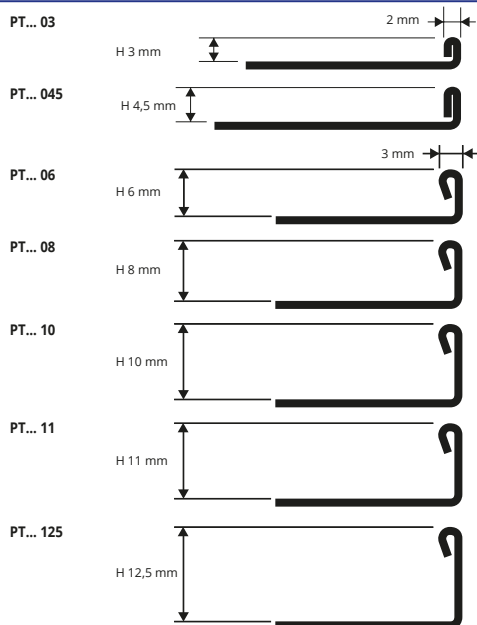


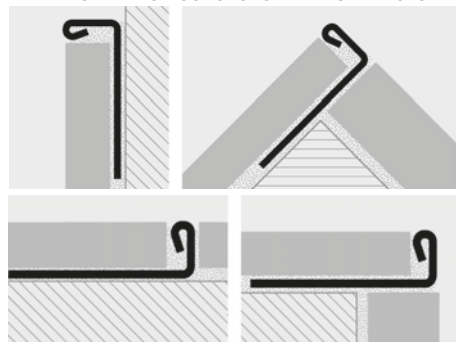
# PROTERMINAL

POLISHED AND BRUSHED  
STAINLESS STEEL AISI 304/1.4301-V2A

**PROTERMINAL** is a L-shaped profile in polished and brushed stainless steel AISI 304/1.4301-V2A that can be applied on external corners of coverings. It can be used to close the perimeter of coverings, like a connection profile between step tread and riser of stairs coated with ceramic and natural stone tiles, and also as separation profile for floor coverings. Its particular section and the availability in two different finishes make **PROTERMINAL** a much sought-after profile that allows a workmanlike application even in environments subject to high mechanical stresses.



## EXAMPLES AND INSTRUCTIONS FOR LAYING METHODS



1. Choose "PROTERMINAL" according to the tile thickness and desired finish. 2. Cut "PROTERMINAL" to the desired length and apply the adhesive on the support where the profile will be laid. 3. Press the anchoring flange of "PROTERMINAL" into the adhesive. 4. Lay the tiles, aligning them with the profile leaving a 2 mm joint. Remove immediately all remains of adhesive from the surface of the profile. 5. Fill the joints between the profile and the tiles with grout, in order to avoid water stagnation. Remove immediately all the remains of grout from the surface of the profile.



POLISHED STAINLESS ST. AISI 304/1.4301-V2A with protective film  
bar length 2,7 lm - pack. 40 Pcs - 108 lm - 10/10 mm

Article	H mm
PTAC 03	3
PTAC 045	4,5
PTAC 06	6
PTAC 08	8
PTAC 10	10
PTAC 11	11
PTAC 125	12,5



BRUSHED STAINLESS STEEL AISI 304/1.4301-V2A with protective film  
bar length 2,7 lm - pack. 40 Pcs - 108 lm - 10/10 mm

Article	H mm
PTACS 03	3
PTACS 045	4,5
PTACS 06	6
PTACS 08	8
PTACS 10	10
PTACS 11	11
PTACS 125	12,5



Curve version available

## COLOURS

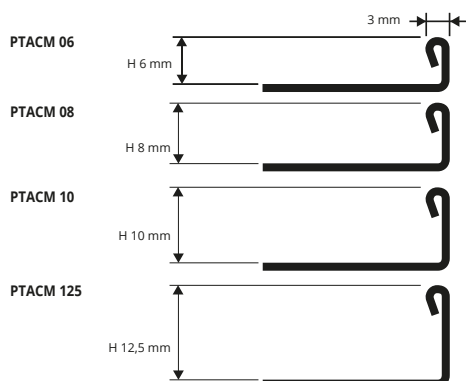


SUITABLE FOR USE IN CONTACT WITH FOODSTUFFS.

# PROTERMINAL

POLISHED STAINLESS STEEL  
AISI 316L/1.4404-V4A

**PROTERMINAL** is a L-shaped profile in polished stainless steel AISI 304/1.4301-V2A that can be applied on external corners of coverings. It can be used to close the perimeter of coverings, like a connection profile between step tread and riser of stairs coated with ceramic and natural stone tiles and also as separation profile for floor and wall coverings. Its particular section and the availability in two different finishes make **PROTERMINAL** a much sought-after profile that allows a workmanlike application even in environments subject to high mechanical and chemical stresses.



1. Choose "PROTERMINAL" according to the tile thickness. 2. Cut "PROTERMINAL" to the desired length and apply the adhesive on the support where the profile will be laid. 3. Press the anchoring flange of "PROTERMINAL" into the adhesive. 4. Lay the tiles, aligning them with the profile leaving a 2 mm joint. Remove immediately all remains of adhesive from the surface of the profile. 5. Fill the joints between the profile and the tiles with grout, in order to avoid water stagnation. Remove immediately all the remains of grout from the surface of the profile.



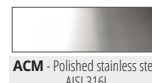
POLISHED STAINLESS ST. AISI 316/1.4404-V4A  
with protective film  
bar length 2,7 lm - pack. 40 Pcs - 108 lm - 10/10 mm



Article	H mm
PTACM 06	6
PTACM 08	8
PTACM 10	10
PTACM 125	12,5



## COLOURS



SUITABLE FOR USE IN CONTACT WITH FOODSTUFFS.

\* = Production on demand with minimum quantity of 100 pcs. Production delay 4/5 weeks. Price to be agreed