

**PROTERMINAL** is a L-shaper profile in powder coated aluminum that can be applied on external corners of coverings. It can be used to close the perimeter of coverings. Its particular section and the availability in different finishes make **PROTERMINAL** an elegant and much-sought after profile.

# PROTERMINAL

STONE LINE ALUMINIUM AND TUSCANY LINE



**STONE LINE thermo packed**  
bar length 2,7 lm - pack. 20 Pcs - 54 lm

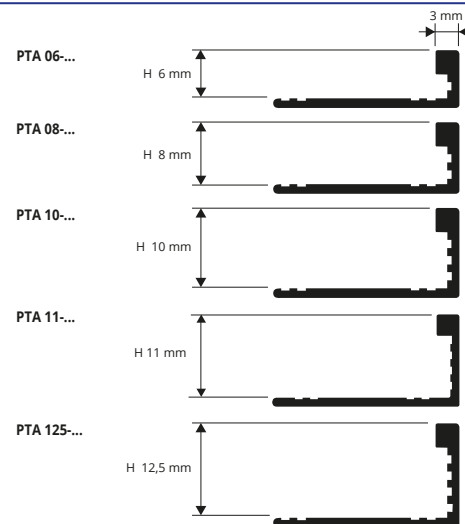
| Article       | H mm |
|---------------|------|
| PTA 06-SL...  | 6    |
| PTA 08-SL...  | 8    |
| PTA 10-SL...  | 10   |
| PTA 11-SL...  | 11   |
| PTA 125-SL... | 12,5 |

The code of the selected colour must be added to the article code.  
E.g.: PTA 08... (chosen colour Stone white) PTA 08-SL01.

**TUSCANY LINE thermo packed**  
bar length 2,7 lm - pack. 40 Pcs - 108 lm

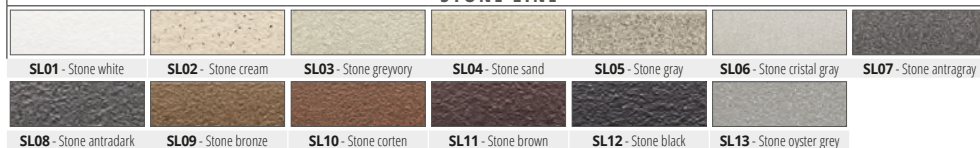
| Article     | H mm |
|-------------|------|
| PTA 08-...  | 8    |
| PTA 10-...  | 10   |
| PTA 125-... | 12,5 |

The code of the selected colour must be added to the article code.  
E.g.: PTA 08-... (chosen colour tuscanly grey) PTA 08-03TU.



## COLOURS

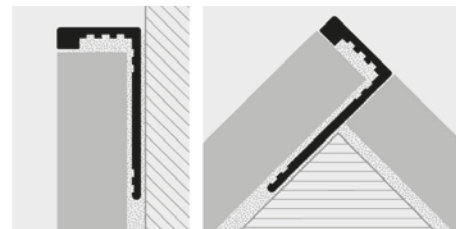
### STONE LINE



### TUSCANY



## EXAMPLES FOR LAYING METHODS



**PROTERMINAL** is a L-shaped profile in shockproof non - toxic colored vinyl resin that can be applied on external corners of coverings. It can be used to close the perimeter of coverings. Its particular section and the availability in different colours also on demand make **PROTERMINAL** a much sought-after profile. It can be easily matched with the wall covering and allows an elegant workmanlike application.

# PROTERMINAL

SHOCKPROOF NON - TOXIC COLOURED VINYL RESIN

**NON-TOXIC SHOCKPROOF COLOURED VINYL RESIN**  
bar length 2,7 lm - pack. 54 lm (white 108 lm)

| Article    | H mm |
|------------|------|
| PT 06-...  | 6    |
| PT 08-...  | 8    |
| PT 10-...  | 10   |
| PT 125-... | 12,5 |

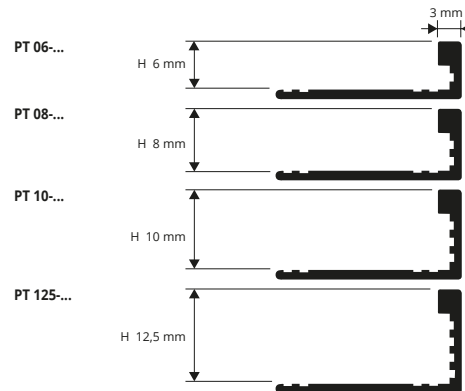
Available in the colours: 01-0106-02-03-04-05-06-11-12-17-18  
Available on demand 19-20-21-22-23-24-25-26-27-28-29-07-08-09-10-13-14-15-16 with a minimum quantity order of 800 pcs. The code of the selected colour must be added to the article code.  
E.g.: PT 06-... (chosen colour white) PT 06-01.

WHITE NOT FOR SALE SINGLY




## EXAMPLE AND INSTRUCTIONS FOR LAYING METHODS

1. Choose "PROTERMINAL" according to the tile thickness and desired colour. 2. Cut "PROTERMINAL" to the desired length and apply the adhesive on the support where the profile will be laid. 3. Press the anchoring flange of "PROTERMINAL" into the adhesive. 4. Lay the tiles, aligning them with the profile leaving a 2 mm joint. 5. Fill the joints between the profile and the tiles with grout, in order to avoid water stagnation.



## COLOURS



AVAILABLE MINIMUM QUANTITY 800 PCS by colour and height (Price to be agreed. Production delay 4/5 weeks)

