

PROSHELL is a cove-shaped profile in polished and brushed stainless steel AISI 316L/1.4404-V4A particularly suitable to ensure cleanliness and hygiene in every kind of environment where high resistance to mechanical and chemical stresses are required. Its particular section and the availability in two finishes, four heights and special pieces, such as internal and external corners, end caps and junctions, make **PROSHELL** a much sought-after profile that allows a workmanlike application even in environments subject to high mechanical stresses.

PROSHELL

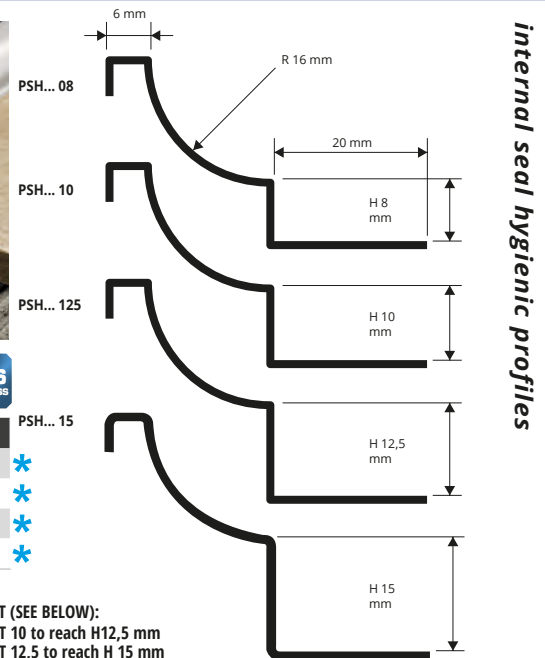
POLISHED AND BRUSHED
STAINLESS STEEL AISI 316L/1.4404-V4A



POLISHED STAINLESS STEEL AISI 316L/1.4404-V4A with protective film
- bar length 2,7 lm - pack. 20 Pcs - 54 lm - 10/10 mm



BRUSHED STAINLESS STEEL AISI 316L/1.4404-V4A with protective film
- bar length 2,7 lm - pack. 20 Pcs - 54 lm - 10/10 mm



Internal seal hygienic profiles

Article	H mm
PSHACM 08	8
PSHACM 10	10
PSHACM 125	12,5
PSHACM 15	15

Article	H mm
PSHACMS 08	8
PSHACMS 10	10
PSHACMS 125	12,5
PSHACMS 15	15

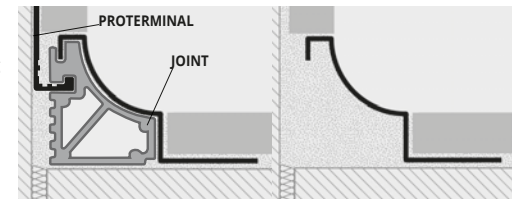
Suitable for use in contact with foodstuffs.

BUY PROTERMINAL PVC OR ALUMINIUM TO CREATE THE DUAL HEIGHT (SEE BELOW):

Use proterminal PT 06 to reach H 8 mm Use proterminal PT 10 to reach H 12,5 mm
Use proterminal PT 08 to reach H 10 mm Use proterminal PT 12,5 to reach H 15 mm

EXAMPLES AND INSTRUCTIONS FOR LAYING

1. Choose "PROSHELL" according to the tile thickness and desired finish. (*) 2. Cut "PROSHELL" to the desired length and apply the adhesive on the support where the profile will be laid. 3. Press the anchoring flange of "PROSHELL" into the adhesive. 4. Lay the tiles on floor and wall aligning them with the profile leaving a 2 mm joint. Remove immediately all remains of adhesive from the surface of the profile. 5. Fill the joints between the profile and the tiles with grout, in order to avoid water stagnation. Remove immediately all the remains of grout from the surface of the profile. (*) to obtain double height, use the joint of the same size as the selected profile and choose the PROTERMINAL PVC or ALUMINIUM according to the required thickness, see INSTRUCTIONS FOR LAYING.



COLOURS



PREWELDED CORNER, CAPS and THREE-WAYS JOINTS

POLISHED AND BRUSHED STAINLESS STEEL

PREWELDED CORNER - POLISHED STAINLESS STEEL

L 100 mm - pack. 10 Pcs

Article	H mm
RPIACM .../10	08/10/125
RPIACM 15/10	15
RPEACM .../10	08/10/125
RPEACM 15/10	15
RPTACM .../10	08/10/125
RPTACM 15/10	15

Specify height of joint: E.g.: RPI 8 for H 8 mm.


PREWELDED CORNER - BRUSHED STAINLESS STEEL

L 100 mm - pack. 10 Pcs

Article	H mm
RPIACMS .../10	08/10/125
RPISACMS 15/10	15
RPESACMS .../10	08/10/125
RPESACMS 15/10	15
RPTSACMS .../10	08/10/125
RPTSACMS 15/10	15

Specify height of joint: E.g.: RPIS 8 for H 8 mm.

INTERNAL CORNER EXTERNAL CORNER THREE WAYS CORNER



OVERLAPPING JOINTS

POLISHED AISI 316/1.4404 V4A STAINLESS STEEL - pack. 10 Pcs

Article
RPSIACM/10
RPSEACM/10
RPSTACM/10
GPSACM/10
TPSACM/10

OVERLAPPING JOINTS

BRUSHED AISI 316/1.4404 V4A STAINLESS STEEL - pack. 10 Pcs

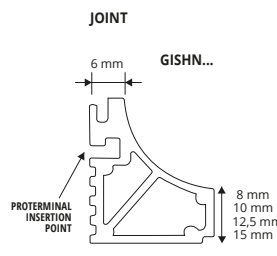
Article
RPSIACMS/10
RPSEACMS/10
RPSTACMS/10
GPSACMS/10
TPSACMS/10



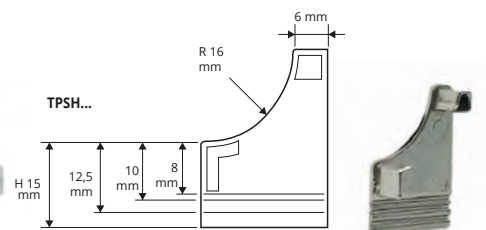
CAPS AND JOINTS IN RIGID GREY PLASTIC

pack. 10 Pcs

Article
TPSHAC/10
TPSHACS/10
GISHN 08/10
GISHN 10/10
GISHN 125/10
GISHN 15/10



END CAPS



** = Production on demand with minimum quantity of 20 pcs. Production delay 4/5 weeks. Price to be agreed

* = Production on demand with minimum quantity of 200 pcs. Production delay 4/5 weeks. Price to be agreed

News 2023