

**PROPLATE 80 ALZ** is a new aluminium joint cover, threshold cover. It is very resistant and suitable for covering the expanding joint of two different supporting structures, or to connect a floor with an adjoining one of the same or different kind. Particularly used in Industrial field, in the malls, sport facilities and gyms equipped with wood and/or resin floors.

## PROPLATE 80 ALZ

KNURLED ANODIZED SILVER ALUMINIUM



**ANODIZED SILVER ALUMINIUM thermo packed ADHESIVE**  
bar length 2,7 lm - pack. 20 Pcs - 54 lm (PETAA 80Z - 40,5 lm)

Article	Width mm
PETAA 80ZA	80




**ANODIZED SILVER ALUMINIUM thermo packed**  
bar length 2,7 lm - pack. 20 Pcs - 54 lm (PETAA 80Z - 40,5 lm)

Article	Width mm
PETAA 80Z	80

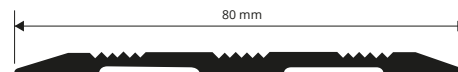
Punched version available on demand.

### COLOURS

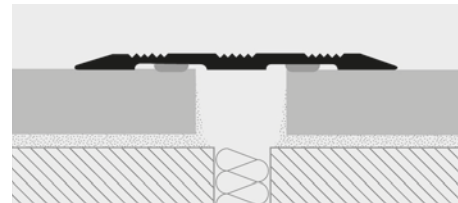


AA - Anodized silver alum.

PETAA 80ZA  
PETAA 80Z



### EXAMPLES AND INSTRUCTIONS FOR LAYING METHODS



1. Choose "PROPLATE 80ALZ" model with or without sticker and cut it to the required length.

#### Adhesive version

2. Degrease, wash and clean accurately the solid floor. 3. Remove the protective label from the sticker (sticker model). 4. Rest the square pressing evenly without hammering.

#### Punched version

2. Perforate on one side and insert the nogs in the holes. 3. Fix and screw the square equipped with flared head screws suitable to the holes made.

threshold - joint-cover profiles

**PROCOVER 14PT** is a small aluminium joint cover / threshold cover square. It is used to finish technically floors laid at the same level in ceramic tiles/ ceramics ceramics / wood. It covers eventual laying flaws and guarantees that the floors which are underneath expand enough. In Gold-Silk anodized Aluminium and Bronze with sticker.

## PROCOVER 14PT


ANODIZED SILVER, GOLD AND BRONZE ALUMINIUM



**ANODIZED ALUMINIUM WITH ADHESIVE thermo packed**  
bar length 2,7 lm - pack. 40 Pcs - 108 lm

Article	Width mm
PCRAA 14PTA	14
PCRAO 14PTA	14
PCRAB 14PTA	14

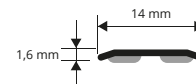
### COLOURS



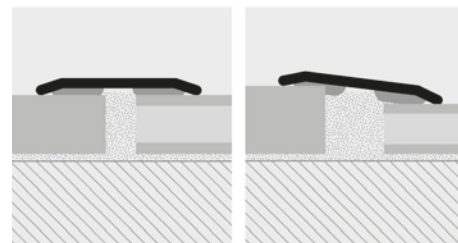
AA - Anodized silver alum.



PCRAA 14PTA  
PCRAO 14PTA  
PCRAB 14PTA




### EXAMPLES AND INSTRUCTIONS FOR LAYING METHODS



1. Choose the superficial finish of "PROCOVER 14PT" and cut it to the required length. 2. Degrease, wash and clean accurately the solid floor. 3. Remove the protective label from the sticker. 4. Lay the square pressing evenly without hammering.

threshold - joint-cover profiles

AVAILABLE MINIMUM QUANTITY 100 PCS by color and height



AO - Anodized gold alum.

AB - Anodized bronze alum.

(Price to be agreed. Production delay 4/5 weeks)