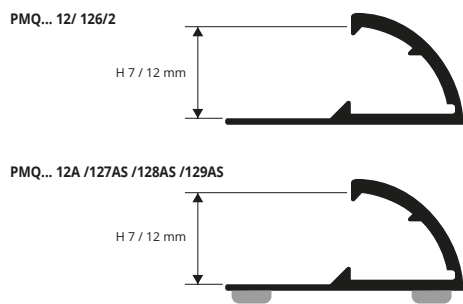


PROMOQUETTE

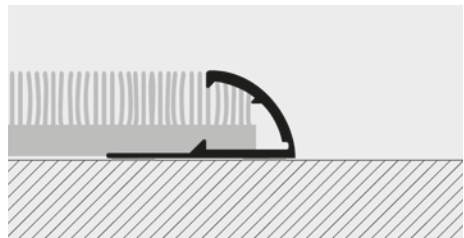
ANODIZED GOLD AND SILVER ALUMINIUM WITH OR WITHOUT SELF-ADHESIVE

PROMOQUETTE is an anodized aluminium rounded edging profile with tap-down edge, which is ideal for the clean-cut, elegant finishing of carpeted floors. The carpeting is inserted inside the curved/rounded section, which is then pressed down until the carpeting is secured, thereby also protecting the edge. **PROMOQUETTE** ensures a perfect finish, covering any flaws created during laying and protecting the edge. Easy to lay with the self-adhesive backing ensuring perfect adherence to the floor.

carpet gripper profiles



EXAMPLES AND INSTRUCTIONS FOR LAYING METHODS



1. Cut the profile to the necessary length.
2. Fix the "PROMOQUETTE" to the floor using screws/nails or double-sided adhesive tape.
3. Insert the carpeting into the curved side with the necessary tension.
4. Apply pressure evenly over the edge of the profile until it closes over and secures the carpeting.



ANODIZED GOLD and SILVER ALUMINIUM ADHESIVE thermo packed - bar length 2,7 lm - pack. 40 Pcs - 108 lm

Article	H mm		
PMQ... 12A	7/12		
PMQ... 12	7/12		

"A" at the end of the product code = Item with adhesive
Available in the colours: AA - AO. (AB available on demand with a minimum quantity order of 100 pcs). The code of the selected colour must be added to the article code. E.g.: PMQ... 12A (chosen colour Anodized gold alum.) PMQAO 12A.

ANODIZED GOLD and SILVER ALUMINIUM thermo packed - bar length 0,67 lm - pack. 2 Pcs

Article	H mm		
PMQ... 126/2	7/12		

ANODIZED SILVER ALUMINIUM ADHESIVE thermo packed - bar length 0,73 lm - pack. 20 Pcs

Article	H mm		
PMQAA 127AS	7/12		*


ANODIZED GOLD, SILVER and BRONZE ALUM. ADHESIVE thermo packed - bar length 0,83 lm - pack. 20 Pcs

Article	H mm		
PMQ... 128AS	7/12		*


ANODIZED GOLD, SILVER and BRONZE ALUM. ADHESIVE thermo packed - bar length 0,93 lm - pack. 20 Pcs

Article	H mm		
PMQ... 129AS	7/12		*

COLOURS



ON DEMAND MINIMUM 100 PCS by color and height



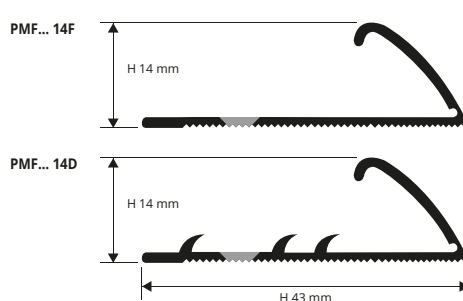
(Prices to be agreed. Production delay 4/5 weeks)

PROMOQUETTE FIX


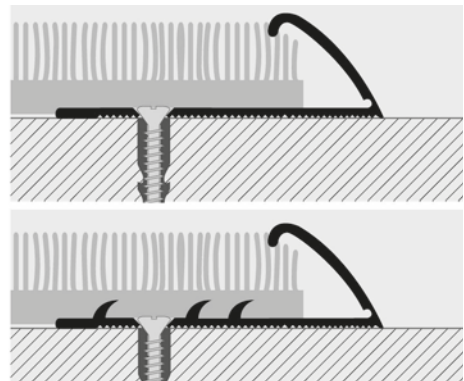
ANODIZED GOLD AND SILVER ALUMINIUM PUNCHED OR NOTCHED

PROMOQUETTE FIX is a profile in anodized aluminium made as a terminal profile to edge carpeted floors held under tension or simply laid with double-sided adhesive tape. Two versions are available: notched or with holes/notches for laying under tension and then permanently fixed with screws/nails; or the punched version to edge without holding under tension. **PROMOQUETTE FIX** ensures an impeccable finish to the edge of carpeting that is not always perfectly cut. It speeds up laying time and the result is attractive.

carpet gripper profiles



EXAMPLES OF LAYING



ANODIZED GOLD and SILVER ALUMINIUM thermo packed - bar length 2,7 lm - pack. 20 Pcs - 54 lm

Article	H mm		
PMF... 14F	14		
PMFAA 14D	14		*


"D" at the end of the product code = Item with notched
"F" at the end of the product code = Punched Item

Available in the colours: AO - AA. (AB available on demand with a minimum quantity order of 100 pcs).
The code of the selected colour must be added to the article code.
E.g.: PMF... 14F (chosen colour anodized gold alum.) PMFAO 14F.


INSTRUCTIONS FOR LAYING

1. Cut the profile to the necessary length.
2. Fix the "PROMOQUETTE FIX" to the floor using screws/nails.
3. Insert the carpeting into the curved side with the necessary tension.
4. Apply pressure evenly over the edge of the profile until it closes over and secures the carpeting.

COLOURS



ON DEMAND MINIMUM 100 PCS by color and height



(Prices to be agreed. Production delay 4/5 weeks)