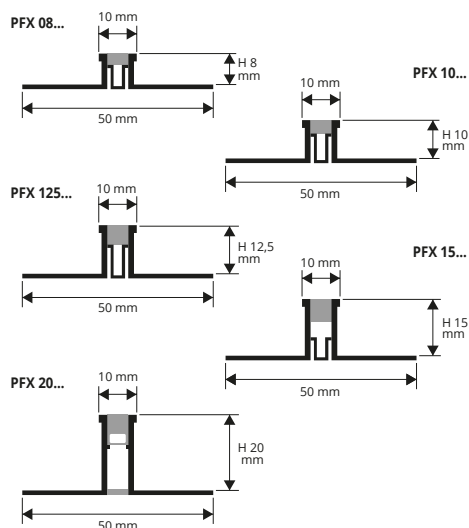
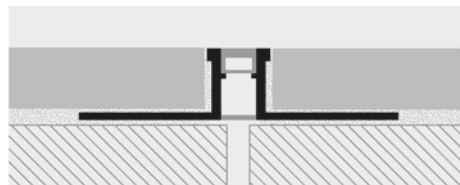


# PROFLEX

NON-TOXIC IMPACT-RESISTANT  
CO-EXTRUDED VINYL RESIN (PVC)



### EXAMPLES AND INSTRUCTIONS FOR LAYING METHODS



**PROFLEX** is an expansion joint in PVC with PVC/rubber insert. Available in 3 standard colours, **PROFLEX** serves to fabricate expansion joints for ceramic tile, marble or granite floors and any floor laid with glue/adhesive between 8 and 20 mm thick. The special structure of the joint is designed to protect the corners of the tiles and its high strength withstands frequent pedestrian and vehicular (lift trucks - pallet trucks - cars) traffic. The joint must be placed level with or 0.5-1 mm below the floor level, never above. Lay the joints according with the standards in force.



**NON - TOXIC CO-EXTRUDED VINYL RESIN - bar length 2,5 lm**  
pack. 40 Pcs - 100 lm (PFX 15 and PFX 20 - pack. 20 Pcs)

Article	H mm
PFX 08...	8
PFX 10...	10
PFX 125...	12,5
PFX 15...	15
PFX 20...	20

Available in the colours: GS-GT-GL (Beige and ivory available on demand). The code of the selected finish must be added to the article code. E.g.: PFX 08... (chosen colour dark grey) PFX 08GS.

### COLOURS

<b>GS</b> - Dark grey for rigid and flexible part	<b>GT</b> - Dark grey for rigid part / Transparent for flexible part	<b>GL</b> - Light grey for rigid and flexible part
---	--	--

### ON DEMAND MINIMUM QUANTITY 200 pcs

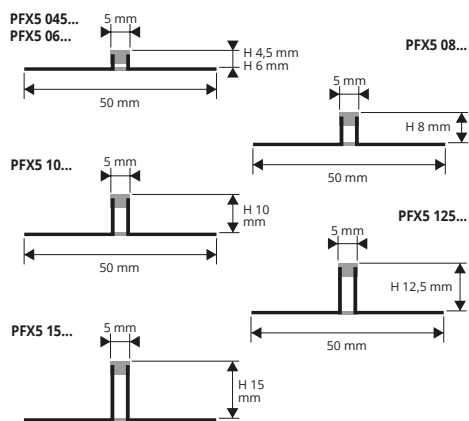
<b>B</b> - Beige (E84)	<b>A</b> - Ivory (E81)
------------------------	------------------------

(Price to be agreed. Production delay 4/5 weeks)

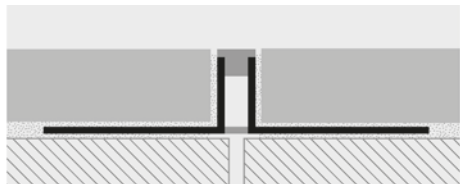
1. Choose the PROFLEX with suitable height for the thickness of the floor.
2. Apply the adhesive onto the area of application of the profile.
3. Lay and align the profile, cut to the necessary length, pressing the perforated flange into the adhesive.
4. Lay the tiles, aligning them so that the top edge of the profile is flush with the tile.
5. Fill the profile/tile area of contact with adhesive to prevent the accumulation of water in any voids.

# PROFLEX 5

NON-TOXIC IMPACT-RESISTANT  
CO-EXTRUDED VINYL RESIN (PVC)



### EXAMPLES AND INSTRUCTIONS FOR LAYING METHODS



**PROFLEX 5** is a range of technical expansion joint profiles for floors laid with glue/adhesive. They are made in non-toxic, impact-resistant, co-extruded PVC with perforated horizontal lateral flanges in rigid PVC while the elastic central part is made in flexible vinyl resin 5 mm in width. They are able to absorb moderate tensile and compressive stress, while being resistant to most chemical agents, to wear and to UV rays. They may be used indoors and outdoors. Thanks to the limited widths, **PROFLEX 5** may be considered a "gap cover" because it blends in with the gaps between tiles. The joint profile must never be placed over a tiled floor and should preferably always be 0.5-1 mm lower. Lay the joints according with the standards in force.



**NON - TOXIC CO-EXTRUDED VINYL RESIN - bar length 2,5 lm**  
pack. 40 Pcs - 100 lm (PFX5 15 - pack. 20 Pcs - 50 lm)

Article	H mm
PFX5 045...	4,5
PFX5 06...	6
PFX5 08...	8
PFX5 10...	10
PFX5 125...	12,5
PFX5 15...	15

Available in the colours: GS-GL (Beige and ivory available on demand with a minimum quantity order of 200 pcs). The code of the selected finish must be added to the article code. E.g.: PFX5 08... (chosen colour dark grey) PFX5 08GS.

### COLOURS

<b>GS</b> - Dark grey for rigid and flexible part	<b>GL</b> - Light grey for rigid and flexible part
---	--

### ON DEMAND MINIMUM QUANTITY 200 pcs for colour and height

<b>B</b> - Beige (E84)	<b>A</b> - Ivory (E81)
------------------------	------------------------

(Price to be agreed. Production delay 4/5 weeks)