

PROFLEX 5 PR is a perimeter joint made of coextruded vinyl resin that can be used to connect the floor to the wall lining or the wall lining to doors and windows and/or to any other kind of lining. The 5 mm elastic part (exposed) allows the floor/lining to expand as necessary. **PROFLEX 5 PR** prevents and dampens the propagation of sound waves and the forming of sound bridges. Available in dark grey, light grey, Beige and ivory, in various heights H 4,5-6-8-10-12,5 mm. Lay the joints according with the standards in force.

PROFLEX 5 PR

NON-TOXIC IMPACT-RESISTANT CO-EXTRUDED VINYL RESIN (PVC)



VINYL RESIN - bar length 2,5 lm - pack. 40 Pcs - 100 lm


Article	H mm		
PFX5PR 045...	4,5		
PFX5PR 06...	6		
PFX5PR 08...	8		
PFX5PR 10...	10		
PFX5PR 125...	12,5		
PFX5PR 15...	15		

Available in the colours: GS-GL (Beige and ivory available on demand with a minimum quantity order of 200 pcs). The code of the selected finish must be added to the article code. E.g.: PFX5PR 045... (chosen insert colour dark grey) PFX5PR 045GS.

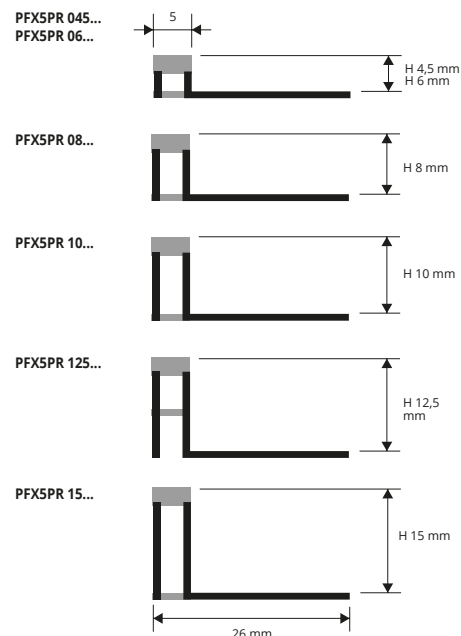
COLOURS

	
GS - Dark grey for rigid and flexible part	GL - Light grey for rigid and flexible part

EXAMPLES AND INSTRUCTIONS FOR LAYING METHODS





1. Choose "PROFLEX 5 PR" higher than the thickness of the tile
2. Cut "PROFLEX 5 PR" to the desired length and apply the adhesive on the support where the joint will be laid.
3. Position the profile along the perimeter and press the anchoring flap into the adhesive layer.
4. Lay the tiles.
5. Lay the skirting board taking care to rest it on the profile.
6. Silicone between the floor and skirting board



soundproof perimeter joints

ON DEMAND MINIMUM QUANTITY 200 pcs for colour and height

	
B - Beige (E84)	A - Ivory (E81)

(Price to be agreed. Production delay 4/5 weeks)



* = Production on demand with minimum quantity of 200 pcs. Production delay 4/5 weeks. Price to be agreed