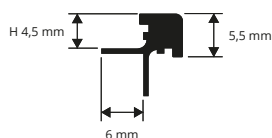


PROKERLAM SQUARE

ANODIZED SILVER, POLISHED CHROME AND GOLD ALUMINIUM

PKLQ... 045



EXAMPLES AND INSTRUCTIONS FOR LAYING METHODS




1. Choose "PROKERLAM SQUARE" according to the desired finish.
2. Cut "PROKERLAM SQUARE" to the desired length and apply the adhesive on the support where the profile will be laid.
3. Press the anchoring flange of "PROKERLAM SQUARE" into the adhesive.
4. Lay the tiles, aligning them with the profile leaving a 2 mm joint. Remove immediately all remains of adhesive from the surface of the profile.
5. Fill the joints between the profile and the tiles with grout, in order to avoid water stagnation. Remove immediately all the remains of grout from the surface of the profile.

PROKERLAM SQUARE is a square corner bead profile in anodized and polished aluminium suitable to protect the external corners of coverings with low thickness. It can be used like connection profile between step tread and riser of stairs coated with ceramic and mosaic with low thickness. Its particular section and the availability in three different finishes make **PROKERLAM SQUARE** a much sought-after profile that allows a workmanlike application even with low thickness coverings.



ANODIZED SILVER ALUMINIUM thermo packed
bar length 2,7 lm - pack. 40 Pcs - 108 lm

Article	H mm		
PKLQAA 045	4,5		




POLISHED GOLD ALUMINIUM thermo packed
bar length 2,7 lm - pack. 40 Pcs - 108 lm

Article	H mm		
PKLQBO 045	4,5		

POLISHED CHROME ALUMINIUM thermo packed
bar length 2,7 lm - pack. 40 Pcs - 108 lm

Article	H mm		
PKLQBC 045	4,5		

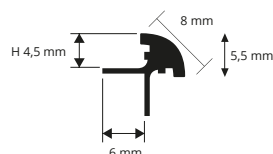
COLOURS



PROKERLAM JOLLY

ANODIZED AND POLISHED ALUMINIUM SILVER, CHROME AND GOLD

PKLJ... 045



EXAMPLE FOR LAYING



1. Choose "PROKERLAM Jolly" according to the desired finish.
2. Cut "PROKERLAM Jolly" to the desired length and apply the adhesive on the support where the profile will be laid.
3. Press the anchoring flange of "PROKERLAM Jolly" into the adhesive.
4. Lay the tiles, aligning them with the profile leaving a 2 mm joint. Remove immediately all remains of adhesive from the surface of the profile.
5. Fill the joints between the profile and the tiles with grout, in order to avoid water stagnation. Remove immediately all the remains of grout from the surface of the profile.

PROKERLAM JOLLY is a quarter-circle rounded bead profile in anodized and polished aluminium suitable to protect the external corners of coverings with low thickness. It can be used like connection profile between step tread and riser of stairs coated with ceramic and mosaic with low thickness. Its particular section and the availability in three different finishes make **PROKERLAM JOLLY** a much sought-after profile that allows a workmanlike application even with low thickness coverings.



ANODIZED SILVER ALUMINIUM thermo packed
bar length 2,7 lm - pack. 40 Pcs - 108 lm

Article	H mm		
PKLJAA 045	4,5		



POLISHED CHROME ALUMINIUM thermo packed
bar length 2,7 lm - pack. 40 Pcs - 108 lm

Article	H mm		
PKLJBC 045	4,5		

POLISHED GOLD ALUMINIUM thermo packed
bar length 2,7 lm - pack. 40 Pcs - 108 lm

Article	H mm		
PKLJBO 045	4,5		

COLOURS

