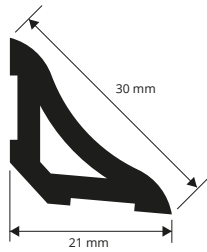


PROSEAL WOOD

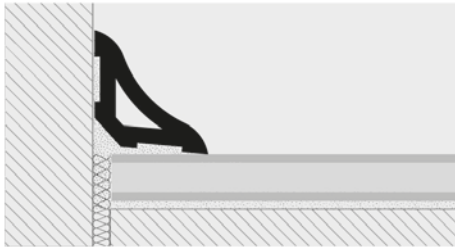
EXPANDED PVC
2 WOOD FINISHING AND 4 MATCHING COLOURS

transition profiles

PSAW... 20



EXAMPLES AND INSTRUCTIONS FOR LAYING METHODS



1. Choose "PROSEAL WOOD" color and/or wood finish required.
2. The laying must be carried out using fast fixing acrylic silicone, mastic, bostik suitable for gluing PVC with mortar - plaster - wall units etc., or fix using screws/nails.

PROSEAL WOOD is a new inner connector square suitable for creating a concave skirting for wood / rolled-melamine floating wood / ceramic / marble tiles to reduce the floor /covering detachment. The particular material used allows to resist to the main chemical agents ant to small breakages. **PROSEAL WOOD's** dimensions allow the necessary expansion of the outer joint. Ideal for public (schools, rest homes, recreational area) and private places. In expanded PVC , in 2 wood finishes 4 in matching colours to combine with various wood finishes. Easy to lay with fixing silicone.



EXPANDED PVC - 2 WOOD FINISHING

bar length 2,5 lm - pack. 40 Pcs - 100 lm

Article	L x H mm
PSAW... 20	21 x 21

Available in the wood finishes: 05W - 10W , and colours: B - GC - GS - N.
The code of the selected colour must be added to the article code. E.g.: PSAW...20 (chosen finish black) PSAWN 20.



EXPANDED PVC - 4 COLOURS

bar length 2,5 lm - pack. 40 Pcs - 100 lm

Article	L x H mm
PSAW... 20	21 x 21

Available in the wood finishes: 05W - 10W , and colours: B - GC - GS - N.
The code of the selected colour must be added to the article code. E.g.: PSAW...20 (chosen finish black) PSAWN 20.



USE PROBAND FIX FOR FIXING THE PROFILE TO THE WALL

COLOURS

B - White	GC - Light gray	GS - Dark gray	N - Black	05W - Light oak (strip)	10W - Wengé (panga panga-wengé)

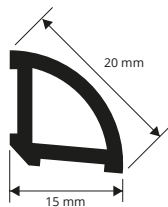
The shade of the wooden finish in rigid expanded vinyl resin/PVC results slightly different from the film usually applied on the profiles in aluminium.

PROANGLE WOOD

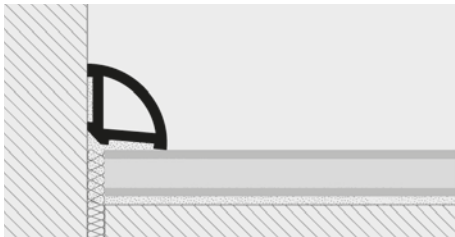
EXPANDED PVC
2 WOOD FINISHING AND 4 MATCHING COLOURS

transition profiles

PGAW... 15



EXAMPLES AND INSTRUCTIONS FOR LAYING METHODS



1. Choose "PROANGLE WOOD" color and/or wood finish required.
2. The laying must be carried out using fast fixing acrylic silicone, mastic, bostik, suitable for glueing PVC with mortar-plaster-wall units etc., or fix using screws/nails.

PROANGLE WOOD is a new inner connector square suitable for creating a convex skirting for wood / rolled-melamine floating wood / ceramic / marble floor to reduce the floor /covering detachment. The particular material used allows to resist to the main chemical agents and to small breakages. **PROANGLE WOOD's** dimensions allow the necessary expansion of the outer joint. Ideal for public (schools, rest homes, recreational area) and private places. In expanded PVC , in 2 wood finishes 4 in matching colors to combine with various wood finishes. Easy to lay with fixing silicone.



EXPANDED PVC - 2 WOOD FINISHING

bar length 2,5 lm - pack. 40 Pcs - 100 lm

Article	L x H mm
PGAW... 15	15 x 15

Available in the wood finishes: 05W - 10W , and colours: - GC - GS - N.
The code of the selected colour must be added to the article code. E.g.: PGAW...15 (chosen finish black) PGAWN 15.



EXPANDED PVC - 4 COLOURS

bar length 2,5 lm - pack. 40 Pcs - 100 lm

Article	L x H mm
PGAW... 15	15 x 15

Available in the wood finishes: 05W - 10W , and colours: - GC - GS - N.
The code of the selected colour must be added to the article code. E.g.: PGAW...15 (chosen finish black) PGAWN 15.

USE PROBAND FIX FOR FIXING THE PROFILE TO THE WALL



COLOURS

B - White	GC - Light gray	GS - Dark gray	N - Black	05W - Light oak (strip)	10W - Wengé (panga panga-wengé)

The shade of the wooden finish in rigid expanded vinyl resin/PVC results slightly different from the film usually applied on the profiles in aluminium.