

STYLE STAIR L comprises a large range of aluminium stair nosing protecting profiles for step in timber, parquet, laminate or melamine material with thickness varying from 7 to 20 mm. wooden finishes are available, plus anodized finishes. The profiles are made with 3 pcs. A natural aluminium base to screw or glue to the pavement, a PIN in non-toxic rigid to insert in the TOP, then a TOP should be selected most suitable for the floor.

STYLE STAIR L

TOP IN WOODEN FINISHES
AND ANODIZED FINISHES
+ PIN INSERT + ALUMINIUM BASE



ALUM. TOP + PIN INSERT + ALUM. BASE 40 PUNCHED/PERFORATED
(6 anod. alum. finishes of which 3 on demand) thermo packed
bar length 2,7 lm - pack. 20 Pcs - 54 lm (H 14 - H 16 - H 18 mm - 40,5 lm)

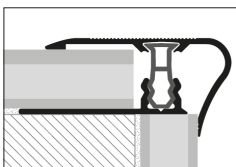
Article	H mm
PINYLC... 07 (PIN 07)	7 / 9
PINYLC... 09 (PIN 09)	10 / 12
PINYLC... 11 (PIN 11)	13 / 14
PINYLC... 13 (PIN 13)	14 / 15
PINYLC... 15 (PIN 15)	16 / 17
PINYLC... 17 (PIN 17)	18 / 20

COMPLETE


Available in the finishes: AO - AA - AB (AT, CH and SB available on demand with a minimum quantity order of 200 pcs) and in the wooden finishes: 04W - 05W - 13W - 18W - 21W - 25W - 29W - 30W - 31W - 32W - 33W - 34W - 35W - 36W - 37W - 38W - 39W - 41W - 42W - 44W - 45W - 58W - 54W - 55W.

The code of the selected colour must be added to the article code. E.g.: PINYLC... 07 (chosen finish anod. gold) PINYLCAO 07.

EXAMPLES AND INSTRUCTIONS FOR LAYING METHODS

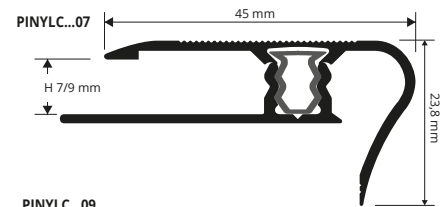


TOP IN ANODIZED FINISHES

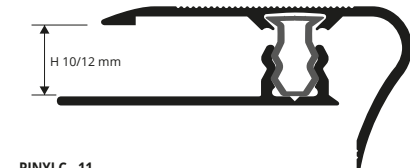


TOP IN WOODEN FINISHES

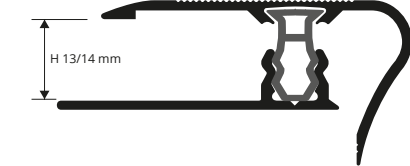
1. Fix the base exactly over the stair riser.
2. Align the laminate/melamine/wood floor, ensuring that approx. 3/10mm gap is left on one side to accommodate the natural expansion between the floor and the base.
3. Choose the desired profile, if necessary cut TOP, PIN and BASE at the needed length and then insert the PIN in the TOP in the specific "dovetail" seat. The position the profile above the U-shaped snap-in seat of the base.
4. With the aid of a board, hammer the TOP to the desired fitting level.



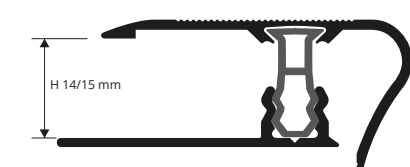
PINYLC...07



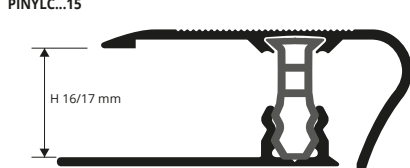
PINYLC...09



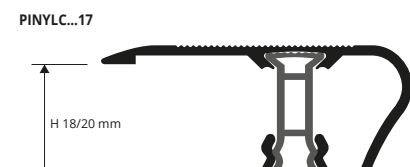
PINYLC...11



PINYLC...13



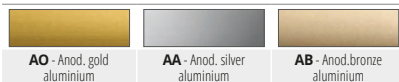
PINYLC...15



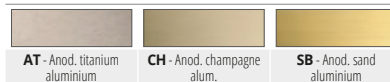
PINYLC...17

transition profiles

ANODIZED COLOURS




* ANODIZED COLOURS ON DEMAND



WOODEN COLOURS



* WOODEN COLOURS ON DEMAND



On request it is possible to realize other finishes of the color range: minimum order 200 pcs. Production delay 4/5 weeks. Price to be agreed. For sample finishes, contact the sales office for minimum quantities, timing and costs.

* = Production on demand with minimum quantity of 200 pcs. Production delay 4/5 weeks. Price to be agreed