


Proleveling System



PROLEVELING SYSTEM LIVELLATORI LINEARI

Articolo	sp mm	Conf. Pz	Pz/Scatole
PRSL 1	1	100	4000
PRSL 2	2	100	4000
PRSL 3	3	100	4000
PRSL 5	5	100	4000

PROLEVELING SYSTEM LIVELLATORI A "T"

Articolo	sp mm	Conf. Pz	Pz/Scatole
PRST 1	1	100	3000
PRST 2	2	100	3000
PRST 3	3	100	3000
PRST 5	5	100	3000

PROLEVELING SYSTEM LIVELLATORI A CROCE

Articolo	sp mm	Conf. Pz	Pz/Scatole
PRSC 1	1	100	3000
PRSC 2	2	100	3000
PRSC 3	3	100	3000
PRSC 5	5	100	3000

PROLEVELING SYSTEM SVITATORE PER TIRANTE

Articolo	Conf. Pz	Pz/Scatole
PRSSV	50	1300



PRSSV

PROLEVELING SYSTEM TIRANTE PER LIVELLATORE

Articolo	Conf. Pz	Pz/Scatole
PRSTT	50	1000
PRST	50	1000

PROTECTION CAP PER PROLEVELING SYSTEM

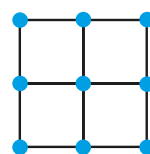
Articolo	Conf. Pz	Pz/Scatole
PRSPC	50	3000



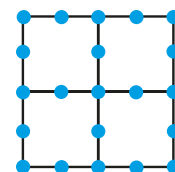
Protegge la superficie di marmi e pietre naturali da graffi che potrebbero essere causati dal tirante durante la fase di livellamento del pavimento.

Piastrelle cm x cm	30 X 30	40 X 40	45 X 45	50 X 50	60 X 60	80 X 80	90 X 90	120 X 120
U. / MQ (tipo di livellatore)*	11 (solo +)	6 (solo +)	5 (solo +)	4 (solo +)	3 (solo +)	5 (2+, 3L)	5 (2+, 3L)	3 (1+, 2L)

* + = livellatore a croce, L = livellatore lineare, T = livellatore a "T"



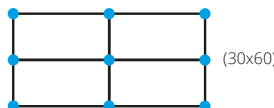
(30x30)
(40x40)
(45x45)
(50x50)
(60x60)



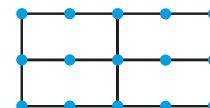
(80x80)
(90x90)
(120x120)

Piastrelle cm x cm	30 X 60	40 X 80	45 X 90	120 X 30	100 X 50	120 X 60
U. / MQ (tipo di livellatore)*	6 (solo +)	6 (3+, 3L)	6 (3+, 3L)	6 (3+, 3L)	4 (2+, 2L)	4 (2+, 2L)

* + = livellatore a croce, L = livellatore lineare, T = livellatore a "T"



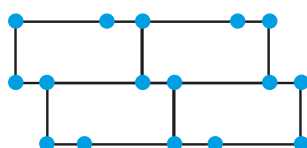
(30x60)



(40x80)
(45x90)
(120x30)
(120x50)
(120x60)

Piastrelle cm x cm	10 X 100	12 X 100	15 X 100	20 X 100	10 X 120	12 X 120	15 X 120	20 X 120	10 X 80	12 X 80	15 X 80	20 X 80	40 x 80	45 x 90	100 x 50	120 x 60
U. / MQ (tipo di livellatore)*	20 (solo T)	17 (solo T)	14 (solo T)	10 (solo T)	17 (solo T)	14 (solo T)	11 (solo T)	9 (solo T)	25 (solo T)	21 (solo T)	17 (solo T)	13 (solo T)	6 (solo T)	5 (solo T)	4 (solo T)	4 (solo T)

* + = livellatore a croce, L = livellatore lineare, T = livellatore a "T"



(10x100)
(12x100)
(15x100)
(20x100)
(10x120)
(12x120)
(15x120)
(20x120)

(10x80)
(12x80)
(15x80)
(20x80)
(40x80)
(45x90)
(100x50)
(120x60)