





Proleveling Wedge System



ADVANTAGES



Complies with the legislation:
Thanks to the join of the stems directly on the base, after the removal there are no components between the joints;



Ergonomic wedge:
The concave part of the wedge allows greater ease in insertion;



Easier to insert:
Improved base with the new eye shape that ensures better and more effective insertion under the tile;

PROLEVELING WEDGE SYSTEM

Leveling system for tiles composed of 3 elements: wedge, leveler and plier. The levelers are available for grout lines of 1/1.5/2 and 3 mm and are suitable for tiles with thickness from 3 to 12 mm and from 12 to 20 mm. The wedge, with a length of 90 mm and a width of 22 mm, is inserted during the laying inside the leveler and thanks to the plier we get a complete flatness between adjacent tiles. When the adhesive is hardened, kick the wedges and the protruding part of the levelers along the grout line.

Levelers H 3-12 mm



Levelers H 12-20 mm



Wedge - PRLW



LEVELING WEDGE

Article	Pcs/pack			
PRLW	100			

TRACTION PLIER for PROLEVELING WEDGE SYSTEM

Article	Pcs/pack			
PRLWP	1			

PROLEVELING WEDGE SYSTEM - LINEAR LEVELERS

Article	h. mm	Thick. mm	Pcs/pack	Pcs/Box		
PRLW 1	3-12	1	200	3000		
PRLW 15	3-12	1,5	200	3000		
PRLW 2	3-12	2	200	3000		
PRLW 3	3-12	3	200	3000		
PRLW 120	12-20	1,5	100	2500		
PRLW 220	12-20	2	100	2500		

INDICATIVE CONSUMPTIONS FOR A SURFACE OF 10 M²

X cm	10	15	20	25	30	40	45	50	55	60	75	80	90	100	120	150	180	200	Y cm
10	1980																		
15	1317	876																	
20	495	328	490																
25	396	263	391	312															
30	660	438	488	389	431														
35	495	328	365	291	322	240													
40	440	292	324	258	285	213	189												
45	396	263	291	232	256	191	169	152											
50	360	239	264	211	232	173	154	138	125										
55	330	219	242	193	212	158	141	126	114	105									
75	396	263	258	206	212	158	140	126	114	104	99								
80	371	246	241	192	198	148	131	117	107	97	93	87							
90	330	219	214	171	176	131	116	104	94	86	82	77	68						
100	297	197	192	153	157	117	104	93	84	77	73	68	61	54					
120	330	219	200	160	157	117	104	93	84	77	71	66	59	52	49				
150	330	219	192	153	146	109	96	86	78	71	64	60	53	47	44	38			
180	330	219	186	149	139	103	91	82	74	68	60	56	49	44	40	34	31		
200	347	230	192	153	140	104	92	83	75	68	59	55	49	44	39	33	30	28	

Ex: 120 X 50 cm = 93 Pz X 10 m²

