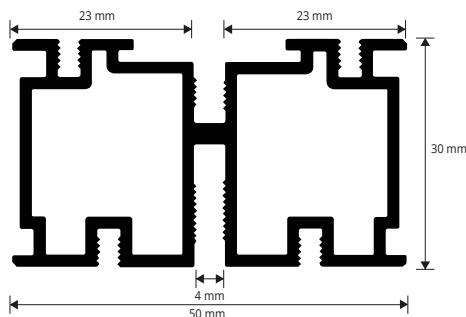


# PRORAIL SYSTEM

**PRORAIL SYSTEM** is a modular system composed of aluminium joists to lay floating floors of any size, to create steady and modular substructures together with PROSUPPORT TUBE and PROSUPPORT SLIM. The system consists of two aluminium joists, PRORAIL and PRORAIL RET, one fastening ring PRORAIL RING, two cross spacers with removable flaps PRORAIL SPACER and one anti-noise and anti-slip rubber PRORAIL RUBBER

PRORAIL  
PSTRAN 53



**PRORAIL - SHAPED JOIST**  
aluminium - Pack 10 Pcs - Bar lenght 2,7 Lm

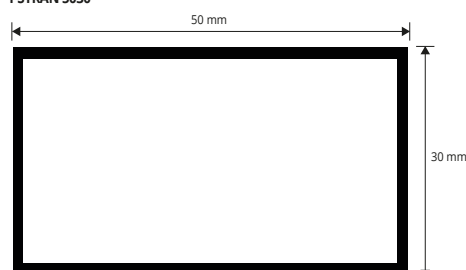
Article	L x H (mm)	Pc/Pack		
PSTRAN 53	50 X 30	10		



**PRORAIL RUBBER**  
Roll lenght 110 Lm

Article	L roll ml			
PSTRI	110			

PRORAIL RET  
PSTRAN 5030



**PRORAIL RET - SMOOTH JOIST**  
aluminium - Pack 10 Pcs - Bar lenght 2,7 ML

Article	L x H (mm)	Pc/Pack		
PSTRAN 5030	50 X 30	10		

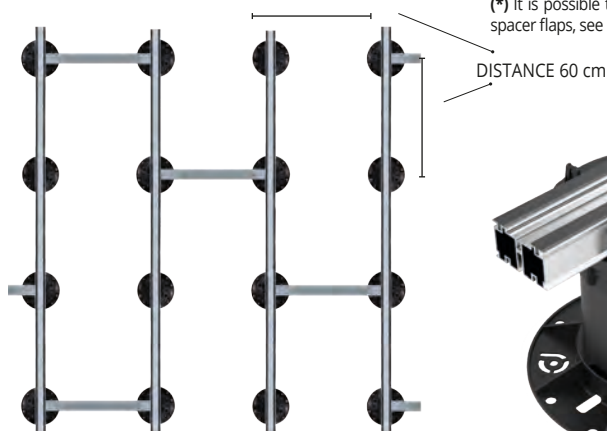


**PRORAIL RING - JOIST FASTENING RING**  
polypropylene - Pack 40 Pcs

Article	Ø mm	Pc/Pack		
PSTRR	135	40		

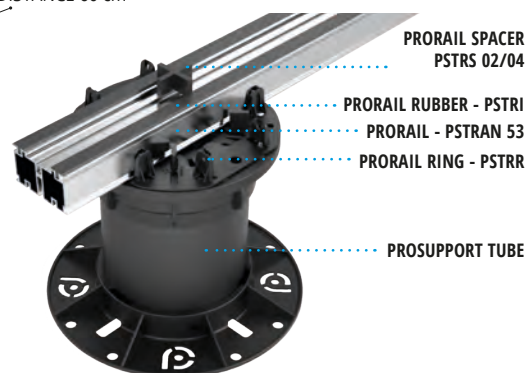
## PRORAIL SYSTEM LAYING PATTERN

Material required for 1 qm of the below pattern:  
-3 pcs **PROSUPPORT TUBE/PROSUPPORT TUBE SLIM**  
-3 pcs fastening rings **PRORAIL RING**  
-2.7 lm **PRORAIL** joist  
-4 lm **PRORAIL RUBBER**



## TECHINICAL LAYING INSTRUCTIONS

1. Choose the support **PROSUPPORT TUBE** or **PROSUPPORT SLIM** of the required height;
2. Set the fastening ring **PRORAIL RING** on the supports;
3. Set the joist **PRORAIL (\*)** or the joist **PRORAIL RET** on the ring;
4. Insert the rubber **PRORAIL RUBBER** inside the grooves of the joist **PRORAIL**;
5. Set the cross spacers **PRORAIL SPACER** following the laying pattern; (\*) It is possible to fix the joist **PRORAIL** on the supports fixing it into the spacer flaps, see picture hereunder.



**PRORAIL SPACER**  
PSTRS 02



**PRORAIL SPACER**  
PSTRS 04

**PRORAIL SPACER - CROSS SPACER with removable flaps**  
polypropylene - Pack 100 Pcs

Article	thickness (mm)	Pc/Pack		
PSTRS 02	2	100		
PSTRS 04	4	100		



**ANTI-ROTATION CLIP** - Pack 40 Pcs

Article	Pc/Pack			
PSTCAR	40			

### FIXING WITH PRORAIL JOIST:

Prosupport tube/slim + Prorail + Prorail spacer + Prorail rubber



### FIXING WITH RING AND PRORAIL JOIST:

Prosupport tube/slim + Prorail ring + Prorail + Prorail spacer + Prorail rubber



### FIXING WITH RING AND PRORAIL RET SMOOTH JOIST :

Prosupport tube/slim + Prorail ring + Prorail ret

