



PROPLATE 80 ALZ is a new aluminium joint cover, threshold cover. It is very resistant and suitable for covering the expanding joint of two different supporting structures, or to connect a floor with an adjoining one of the same or different kind. Particularly used in Industrial field, in the malls, sport facilities and gyms equipped with wood and/or resin floors.

PROPLATE 80 ALZ

KNURLED ANODIZED SILVER ALUMINIUM



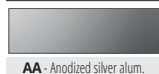
ANODIZED SILVER ALUMINIUM thermo packed ADHESIVE
bar length 2,7 lm - pack. 20 Pcs - 54 lm (PETAA 80Z - 40,5 lm)

Article	Width mm		
PETAA 80ZA	80		

ANODIZED SILVER ALUMINIUM thermo packed
bar length 2,7 lm - pack. 20 Pcs - 54 lm (PETAA 80Z - 40,5 lm)

Article	Width mm		
PETAA 80Z	80		

COLOURS

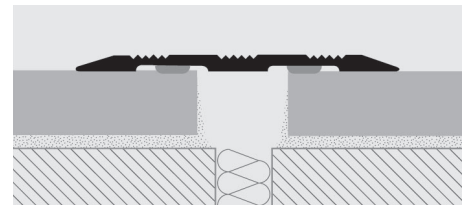


Punched version available on demand.

PETAA 80ZA
PETAA 80Z



EXAMPLES AND INSTRUCTIONS FOR LAYING METHODS



1. Choose "PROPLATE 80ALZ" model with or without sticker and cut it to the required length.

Adhesive version

2. Degrease, wash and clean accurately the solid floor. 3. Remove the protective label from the sticker (sticker model). 4. Rest the square pressing evenly without hammering.

Punched version

2. Perforate on one side and insert the nogs in the holes. 3. Fix and screw the square equipped with flared head screws suitable to the holes made.

threshold - joint-cover profiles

PROCOVER 14PT is a small aluminium joint cover / threshold cover square. It is used to finish technically floors laid at the same level in ceramic tiles/ ceramics ceramics / wood. It covers eventual laying flaws and guarantees that the floors which are underneath expand enough. In Gold-Silk anodized Aluminium and Bronze with sticker.

PROCOVER 14PT

ANODIZED SILVER, GOLD AND BRONZE ALUMINIUM



ANODIZED ALUMINIUM WITH ADHESIVE thermo packed
bar length 2,7 lm - pack. 40 Pcs - 108 lm

Article	Width mm		
PCRAA 14PTA	14		
PCRAO 14PTA	14		
PCRAB 14PTA	14		

COLOURS

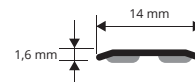


AVAILABLE MINIMUM QUANTITY 200 PCS by color and height

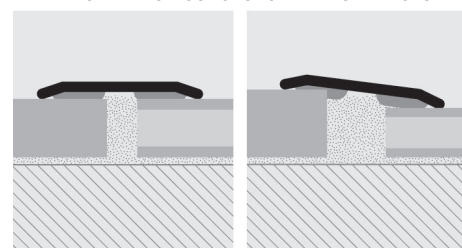


(Price to be agreed. Production delay 4/5 weeks)

PCRAA 14PTA
PCRAO 14PTA
PCRAB 14PTA



EXAMPLES AND INSTRUCTIONS FOR LAYING METHODS



1. Choose the superficial finish of "PROCOVER 14PT" and cut it to the required length. 2. Degrease, wash and clean accurately the solid floor. 3. Remove the protective label from the sticker. 4. Lay the square pressing evenly without hammering.

threshold - joint-cover profiles