

PROTERRACE ECO is a natural aluminium edging profile designed to protect the edges of the tiles laid on terraces and balconies. The profile is provided with a punched flange that ensures its fixing to the support. The front side of the profile protects the tile edges and is equipped with grooves that facilitate the grout grip. Thanks to its ease of application **PROTERRACE ECO** is a much sought after profile. To reach a right connection between profile and the waterproofing system it's needed to use **PROBAND 150** with **PROBAND KOLL/AB**. The product is also available on request in **BENDABLE VERSION**

PROTERRACE ECO

ALUMINIUM, VARNISHED ALUMINIUM



NATURAL ALUMINIUM thermo packed
bar length 2,7 lm - pack. 20 Pcs - 54 lm

Article	H mm		
PTEE 08AN	8		
PTEE 10AN	10		
PTEE 125AN	12,5		

SILVER ANODIZED ALUMINIUM thermo packed
bar length 2,7 lm - pack. 20 Pcs - 54 lm

Article	H mm		
PTEE 08AA	8		
PTEE 10AA	10		
PTEE 125AA	12,5		

VARNISHED/COATED ALUMINIUM bar length 2,7 lm - pack. 20 Pcs - 54 lm

Article	H mm		
PTEE 08AL...	8		
PTEE 10AL...	10		
PTEE 125AL...	12,5		

ARTICLES NOT FOR SALE SINGLY

The code of the selected colour must be added to the article code.
E.g.: PTEE 10AL... (grey) PTEE 10ALGF.

COLOURS

AN - Natural aluminium

AA - Anodized silver alum.

EMBOSSED COLOURS

BF - White (9010)

GF - Grey (7038)

A - Anthracite grey (no RAL)

COLOURS ON DEMAND

EMBOSSSED			SEMIGLOSSY			
EF - Beige (1019)	C - Corten	TF - Dark brown (8019)	B - White (9010)	G - Grey (7038)	E - Beige (1019)	T - Dark brown(8019)

PROSIDE WALK is a perimeter profile in varnished aluminium, available in grey and anthracite colour. It is designed to protect the edges of the tiles and the screed on pavements. The profile is equipped with a punched flange that ensures its fixing to the support. The flange is also provided with small holes that allow the momentary fixing of the profile with nails. To reach a right connection between profile and the waterproofing system it's needed to use **PROBAND 150** with **PROBAND KOLL/AB**. The product is also available on request in **BENDABLE VERSION** and with a **SPECIAL SEASIDE PRE-TREATMENT** which increases its resistance to corrosion when installed at sea front environments.

PROSIDE WALK

VARNISHED/COATED ALUMINIUM



VARNISHED EMBOSSSED ALUMINIUM
bar length 2,7 lm - pack. 5 Pcs - 13,5 lm (PSDWK 10AL...10 Pcs - 27 lm)


Article	h mm	H mm	L		
PSDWK 10AL...	10	45	80		
PSDWK 125AL...	12,5	45	80		
PSDWK 15AL...	15	45	80		
PSDWK 20AL...	20	45	80		

EMBOSSSED COLOURS

A - Anthracite grey (no RAL)	GF - Gray (7038)	TF - Dark brown (8019)
BF - White (9010)		

EMBOSSSED COLOURS ON DEMAND

C - Corten	EF - Beige (1019)
------------	-------------------



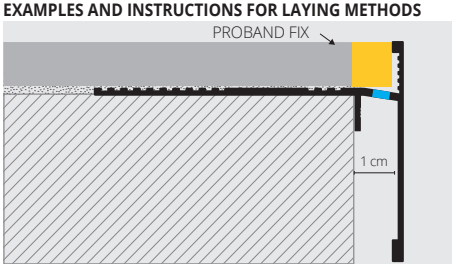
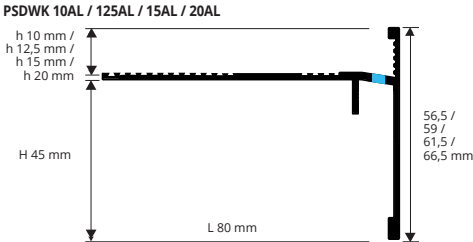
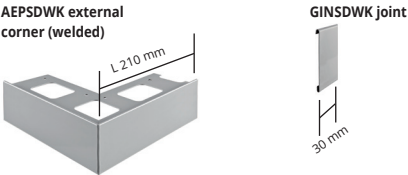
EXTERNAL CORNERS - pack. 10 Pcs

Article	h mm	H mm	L		
AEPSDWK 10AL.../10	10	45	80		
AEPSDWK 125AL.../10	12,5	45	80		
AEPSDWK 15AL.../10	15	45	80		
AEPSDWK 20AL.../10	20	45	80		

JOINTS - pack. 10 Pcs

Article	H mm		
GINSDWK ...AL.../10	10/125/15/20		

Choose the desired height and finish.
E.g. : 10 mm joint with finish A - GINSDWK 10ALA/10



1. Choose PROSIDE WALK according to the tile thickness and desired colour.
 2. Waterproof with PROBAND 150 and PROBAND KOLL the front of the screed.
 3. Fix the external corners with nails.
 4. Cut PROSIDE WALK to the desired length and fix it with nails; connect it with the corners using the junction element.
 5. Lay the tiles, leaving about 5 mm between tiles and profile.
 6. Seal the space between tiles and profile with PROBAND FIX (P.186).
- PROFILE BENDING:** 1) Cut the anchoring flange into sections and engrave the metal close to the vertical side 2) bend the profile with the help of a template;

HOW TO REQUEST SEASIDE TREATMENT
When placing your order please add S to the article's number
Example: PSDWK 10ALGF (seaside) = **PSDWK 10ALGFS**