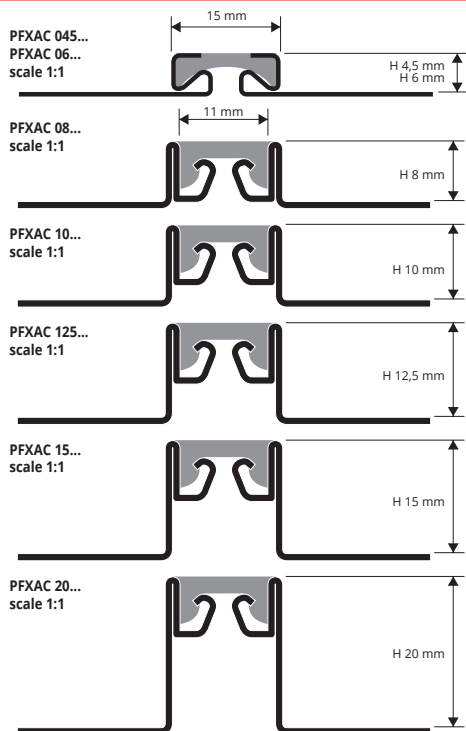
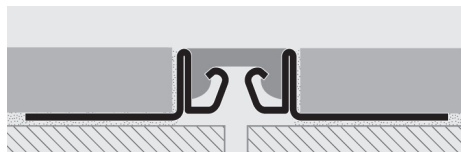


PROFLEX ACC


STAINLESS STEEL AISI 304/1.4301-V2A
+ VINYL RESIN / RUBBER INSERT



EXAMPLES OF LAYING



PROFLEX ACC is a new, stainless steel expansion joint with interchangeable (H. 4,5 e 6 mm excluded) vinyl resin/rubber insert, available in black, grey, beige or ivory. **PROFLEX ACC** provides elastic expansion joints for various kinds of flooring, such as ceramic, marble, granite, Kerilite/Laminam or any other flooring material laid with glue/adhesive and having a thickness of 4.5 to 20 mm. The joint is specially designed to protect the edges of the tiles, and its exceptional strength makes it capable of supporting frequent traffic, both pedestrian and vehicular (forklifts, pallet trucks, automobiles). The joint must be installed at the same level of the floor or 0.5-1 mm lower (never above). Lay the joints according with the standards in force. **HIGH RESISTANCE TO LOADS AND TO FREQUENT TRAFFIC OF PALLET TRUCKS AND FORKLIFTS.**



**POLISHED STAINLESS STEEL AISI 304/1.4301-V2A
+ VINYL RESIN / RUBBER INSERT**
bar length 2,5 lm - pack. 10 Pcs - 25 lm (PFXAC 045/06/08 - 50 lm)

Article	H mm	€/lm	€/Pc
PFXAC 045...	4,5		
PFXAC 06...	6		
PFXAC 08...	8		
PFXAC 10...	10		
PFXAC 125...	12,5		
PFXAC 15...	15		
PFXAC 20...	20		

LAYING INSTRUCTIONS

1. Choose the PROFLEX ACC with the same height as the thickness of the floor (tile) also choosing the colour of the insert. 2. Using a notched spreader apply the adhesive in the point where the joint will be laid. 3. Lay the PROFLEX ACC with the punched flanges in the adhesive (we recommend the expansion joint being laid in line with the joint in the screed/floor rough). 4. Lay the tiles, aligning them with and adjoining the upper edge of the profile (the joint must always be 0.5-1mm lower than the tile, never above). Always place the uncut side of the tile against the profile. 5. Use sealant to fill any spaces between the tile and the PROFLEX ACC joint.



VINYL RESIN/RUBBER INSERT


Article	H mm	€/lm	€/Pc
ISPFXAC 820...	8-10-12,5-15-20		

VINYL RESIN/RUBBER INSERT


Article	H mm	€/lm	€/Pc
ISPFXAC 045...	4,5		
ISPFXAC 06...	6		

Insert available in the colours: G - N (Beige and ivory available on demand with a minimum quantity order of 200 pcs). The code of the selected finish must be added to the article code. E.g.: PFXAC 045... (chosen insert colour grey) PFXAC 045G.

COLOURS



ON DEMAND MINIMUM QUANTITY 200 PCS for colour and height

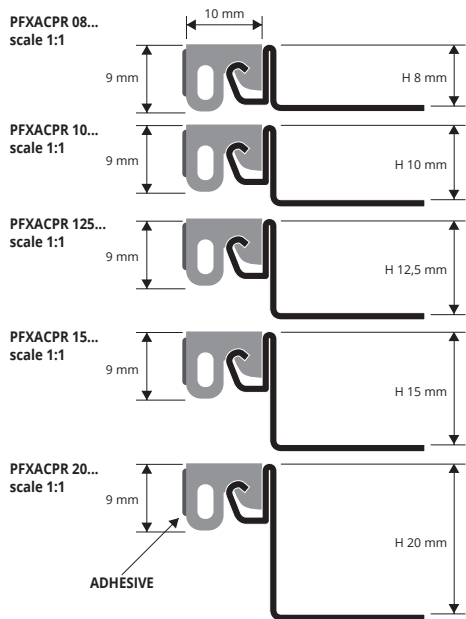


(Price to be agreed. Production delay 4/5 weeks)

PROFLEX ACC PR

STAINLESS STEEL AISI 304/1.4301-V2A
+ VINYL RESIN / RUBBER INSERT

soundproof perimeter joints



**POLISHED STAINLESS STEEL AISI 304/1.4301-V2A
+ VINYL RESIN / RUBBER INSERT**
bar length 2,5 lm - pack. 20 Pcs - 50 lm

Article	H mm	€/lm	€/Pc
PFXACPR 08...	8		
PFXACPR 10...	10		
PFXACPR 125...	12,5		
PFXACPR 15...	15		
PFXACPR 20...	20		

COLOURS




VINYL RESIN / RUBBER INTERCHANGEABLE INSERT


Article	H mm	€/lm	€/Pc
ISPFXACPR 820...	8-10-12,5-15-20		

Insert available in the colours: G - N (Beige and ivory available on demand with a minimum quantity order of 200 pcs). The code of the selected finish must be added to the article code. E.g.: ISPFXACPR 820... (chosen insert colour grey) ISPFXACPR 820G.

COLOURS



ON DEMAND MINIMUM QUANTITY 200 pcs for colour and height



(Price to be agreed. Production delay 4/5 weeks)