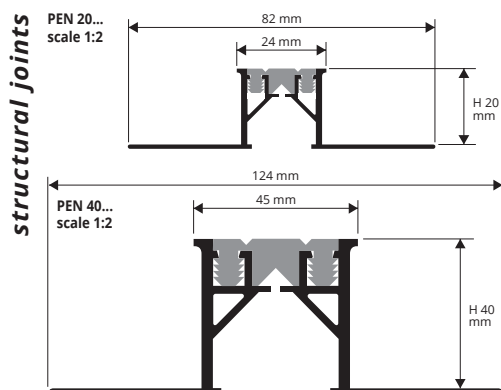


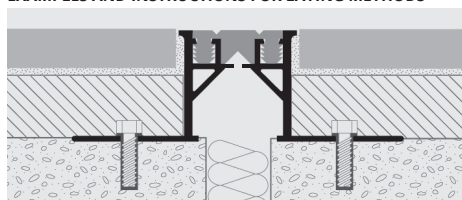
# PROEXPAN H20 PROEXPAN H40

NATURAL ALUMINIUM  
+ VINYL RESIN / RUBBER INSERT

**PROEXPAN H20 - H40** is a range of professional structural joints for floors laid on mortar bed (PEN H20) and (PEN H 40). They are made with a punched aluminium base and a vinyl rubber insert available in black or grey. **PROEXPAN H20 - H40** profiles for laying with mortar must have the flanges fixed to the substrate by screws and screw anchors (approx. every 30 cm).



## EXAMPLES AND INSTRUCTIONS FOR LAYING METHODS



1. Choose the expansion joint with suitable height for the thickness of the floor and the screed/floor rough and choose the colour of the insert. 2. Fix the punched flanges to the substrate using screws and screw anchors, calculating the fixing points at 30cm intervals on both sides. 3. Make the screed over the punched flanges of the structural or expansion joint, calculating the thickness of the final floor, and then lay the floor as normal.



**NATURAL ALUMINIUM + VINYL RESIN / RUBBER INSERT**  
bar length 3 lm - pack. 5 Pcs - 15 lm

Article	HxL mm	€/lm	€/Pc
PEN 20...	20 x 24		
PEN 40...	40 x 45		

**NATURAL ALUMINIUM ANGLE BAR / WALL + VINYL RESIN / RUBBER INSERT** - bar length 3 lm - pack. 5 Pcs - 15 lm

Article	HxL mm	€/lm	€/Pc
PENP 20...	20 x 24		
PENP 40...	40 x 45		

Available in the colours: G - N (Beige and Ivory available on demand with a minimum quantity order of 300 lm). The code of the selected finish must be added to the article code. E.g.: PEN 20... (chosen insert colour grey) PEN 20G.



**INTERCHANGEABLE INSERT IN VINYL RESIN/RUBBER INSERT**  
BLACK OR GREY - bar length 3 lm - pack. 10 Pcs - 30 lm

Article	L mm	€/lm	€/Pc
IPEN 20...	20		
IPEN 40...	35		

## INSERT COLOURS

N - Black (E85)	G - Grey (E83)
-----------------	----------------

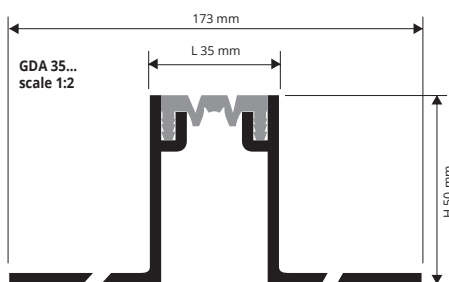
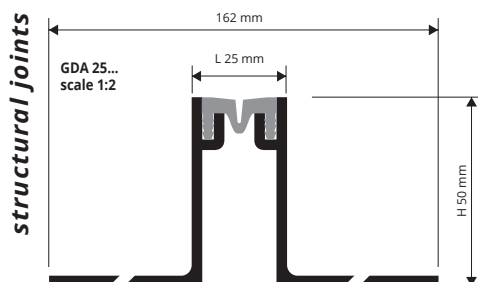
**ON DEMAND - MINIMUM QUANTITY 100 PCS**  
(Price to be agreed. Production delay 4/5 weeks)

B - Beige (E84)	A - Ivory (E81)
-----------------	-----------------

# GDA 25 GDA 35

NATURAL ALUMINIUM  
+ NEOPRENE INSERT

**GDA 25 - GDA 35** is a range of professional structural joints for floors laid on mortar bed. They are made with a punched aluminium base and a vinyl rubber insert available in black or grey. It withstands traffic of vehicles with tyreload to 700 kgs and also trucks with maximum tyreload to 1000 kgs.



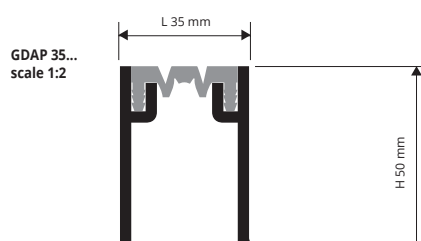
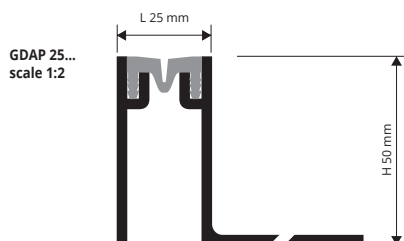
1. Choose the colour of the joint. 2. Fix the punched flanges to the substrate using screws and screw anchors, calculating the fixing points at 30cm intervals on both sides. 3. Make the screed over the punched flanges of the structural or expansion joint, calculating the thickness of the final floor, and then lay the floor as normal. 4. Using the special glue, fill the gap between the tiles and the profile.

## INSERT COLOURS

N - Black (RAL 9005)	G - Grey (RAL 7031)
----------------------	---------------------

## ON DEMAND

A - Ivory (E81)	On demand min. quantity 400 lm - GDA 25/ GDAP 25 On demand min. quantity 300 lm - GDA 35/ GDAP 35 (Price to be agreed. Production delay 4/5 weeks).
-----------------	---



**NATURAL ALUMINIUM + NEOPRENE INSERT**  
bar length 3 lm

Article	HxL mm	€/lm	€/Pc
GDA 25...	50 x 25		
GDA 35...	50 x 35		

Movement mm: +/- 5.  
Insert in smooth neoprene on demand.

**NATURAL ALUMINIUM ANGLE BAR / WALL + NEOPRENE INSERT**  
bar length 3 lm

Article	HxL mm	€/lm	€/Pc
GDAP 25...	50 x 25		
GDAP 35...	50 x 35		

Available in the colours: G - N (Ivory on demand). The code of the selected finish must be added to the article code. E.g.: GDA 25... (chosen insert colour grey) GDA 25G.

Insert in smooth neoprene on demand.