




PROEND INS 75



DESCRIPTION

PROEND INS 75 is a profile in aluminium with a double non-slip insert in rubber for stairs. Its particular section and the availability in three different finishes, make it an elegant and valued profile also in case of modern stairs.

MATERIAL

PROEND INS 75 is a profile in anodized gold, silver and bronze aluminium with a double interchangeable non-slip insert in rubber for stairs. The profile has a horizontal visible surface, partially knurled, of 75,5 mm on which the non-slip rubber insert in black colour is applied. The vertical side with a visible surface of 37 mm is perfectly smooth. It is available with adhesive and punched. The punched version can be fix with screws. Its particular section and the availability in three different finishes, make **PROEND INS 75** an elegant and valued profile also in case of modern stairs.

AREA OF USE

PROEND INS 75 in anodized aluminium is suitable for indoors environment where good resistance to mechanical and chemical stresses are required.

WARNINGS

Don't use **PROEND INS 75** in anodized aluminium outdoors and in environments where aggressive substances are used. Clean immediately the surface of the

profile from all remains of alkaline substances; the permanence of these substances on the surface may lead to formation of non-removable aluminium hydroxide (dark halos).

MAINTENANCE

PROEND INS 75 does not require any special maintenance; it is recommended to clean it with normal household cleaning products.

LAYING INSTRUCTION



1. Choose "**PROEND INS 75**" according to the desired finish and fixing.
2. Cut "**PROEND INS 75**" to the desired length.

Adhesive version

3. Remove all remains of oil, grease and dirt from the surface where the profile will be laid.
4. When the surface is dry, remove the protective film.
5. Correctly position the profile and press it without hitting.

Punched version

3. Align the profile and mark the position of the holes on the support.
4. Drill the support with a 5 mm diameter bit and insert the 5 x 25 mm rawlplugs.
5. Align the profile to the holes and screw it.
6. Apply the rubber inserts.



TEXT TEMPLATE FOR TENDERS

Delivery and installation of profile in anodized silver / gold / bronze aluminium with a double non-slip interchangeable insert in black rubber for stairs. The profile with adhesive / punched has a horizontal visible surface, partially knurled, of 75,5 mm on which the non-slip double rubber inserts are applied. The vertical side with a visible surface of 37 mm is perfectly smooth, like PROEND INS 75 of the Progress Profiles company.

PED... 7537A/F: Anodized gold, silver and bronze aluminium

Profile width : _____ mm
Profile length : _____ mt
Material : _____ €/mt
Installation : _____ €/mt
Total value : _____ €/mt