



## PROTERRACE PCJ



### DESCRIPTION

**PROTERRACE PCJ** is an aluminium edging profile designed to protect the screed and the edges of the tiles. Thanks to its ease of application and availability in different colours, it is a much sought-after profile.


### MATERIAL

**PROTERRACE PCJ** is an edging profile in powder coated aluminium designed to protect the screed and the edges of the tiles. The profile, available in different colours, is equipped with a punched flange with a width of 80 mm, that ensures the profile fixing to the support. The flange is also provided with small holes with a diameter of 2.5 mm that allow the momentary fixing of the profile with nails. The vertical part of the profile, with a height of 65 - 67,5 - 85 - 87,5 - 105 e 107,5 mm, protects the tile edges and the screed.

Thanks to special pieces such as the external corners and junctions and availability in different colours **PROTERRACE PCJ** is a much sought after and easy to lay profile.

### AREAS OF USE

**PROTERRACE PCJ** in aluminium is an edging profile for terraces, balconies and overhead structures.



### WARNINGS

Do not use **PROTERRACE PCJ** in powder coated aluminium in swimming pools, in seafront environments and where a high chemical aggression is expected.

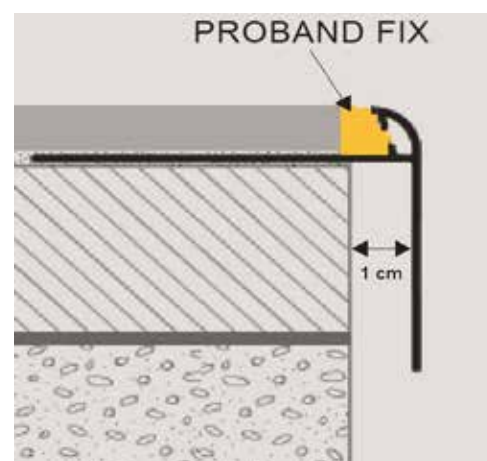
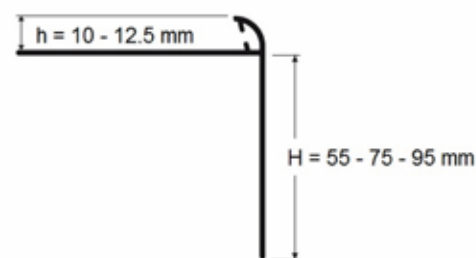
**PROTERRACE PCJ** does not allow correct water discharge.

### MAINTENANCE

**PROTERRACE PJC** does not require any special maintenance. It is suggested to clean it with normal household cleaning products.

### LAYING INSTRUCTIONS

1. Choose "**PROTERRACE PCJ**" according to the tile thickness and desired colour.
2. Fix the external corners to the screed with nails taking care to separate them at least 1 cm from it.
3. Cut "**PROTERRACE PCJ**" to the desired length. Lay the profile and fix it with nails; connect it to the corners using the junctions.
4. Apply the desired waterproofing system, sealing the joint between profile and waterproofing.
5. Lay the tiles, leaving about 5 mm between tile and profile.
6. Seal the space between tiles and profile with **PROBAND FIX**.



### TEXT TEMPLATE FOR TENDERS

Delivery and installation of edging profile in powder coated aluminium in..... colour. Equipped with a punched flange with a width of 80 mm, that ensures the profile fixing to the support. The flange is also provided with small holes with a diameter of 2.5 mm that allow the momentary fixing of the profile with nails. The vertical part of the profile, with a height of 65 / 67.5 / 85 / 87.5 / 105 / 107.5 mm, protects the edges of the tiles and the screed, like PROTERRACE PCJ of the Progress Profiles company.

**PCJ10 8055/10 8075/10 8095/125 8055 125 8075/125 8095 AL....:** Powder coated aluminium

Profile height : \_\_\_\_\_ mm  
Profile length : \_\_\_\_\_ mt  
Material : \_\_\_\_\_ €/mt  
Application : \_\_\_\_\_ €/mt  
Total value : \_\_\_\_\_ €/mt