



**PROSLIDER** is a sloping terminal transition profile designed to join different height floors in a perfect, stepless way. This particularly sturdy profile withstands and supports high loads and frequent passage of manual trolleys and vehicles in addition to protecting the edge of the higher floor. **PROSLIDER** is used in particular to join tile or wood to an existing floor.

Available in natural and anodized silver aluminium in various heights to accommodate all differences in level.

# PROSLIDER

NATURAL ALUMINIUM AND ANODIZED SILVER ALUMINIUM



**NATURAL ALUMINIUM thermo packed 5 Pcs**  
bar length 2,7 lm - pack. 40 Pcs - 108 lm

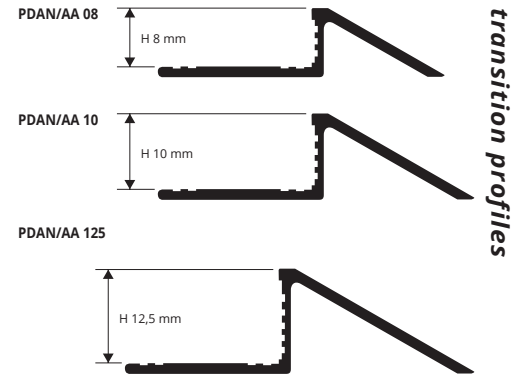
Article	H mm
PDAN 08	8
PDAN 10	10
PDAN 125	12,5

### COLOURS



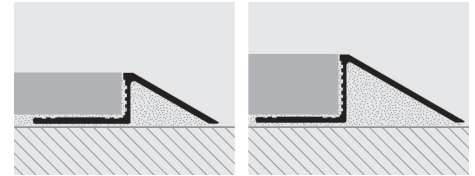
**ANODIZED SILVER ALUMINIUM thermo packed**  
bar length 2,7 lm - pack. 40 Pcs - 108 lm

Article	H mm
PDAA 08	8
PDAA 10	10
PDAA 125	12,5



transition profiles

### EXAMPLES AND INSTRUCTIONS FOR LAYING METHODS




1. Choose the profile with the required height H, material and finish. 2. Fill the profile cavity with adhesive and apply the adhesive onto the area of application. 3. Lay the "PROSLIDER". 4. Align it "flush" with the floor/covering. 5. Use the adhesive to seal any empty interstices.

**PROSLIDER LR** is a sloping terminal transition profile designed to join different height floors in a perfect, stepless way. This particularly sturdy profile withstands and supports high loads and frequent passage of manual trolleys and vehicles in addition to protecting the edge of the higher floor. **PROSLIDER LR** is used in particular to join tile or wood to an existing floor.

Available in natural and anodized silver aluminium in various heights to accommodate all differences in level.

# PROSLIDER LR


NATURAL ALUMINIUM AND ANODIZED SILVER ALUMINIUM



**NATURAL ALUMINIUM thermo packed 5 Pcs**  
bar length 2,7 lm - pack. 20 Pcs - 54 lm

Article	H mm
PDLRAN 10	10
PDLRAN 125	12,5
PDLRAN 15	15
PDLRAN 20	20

### COLOURS

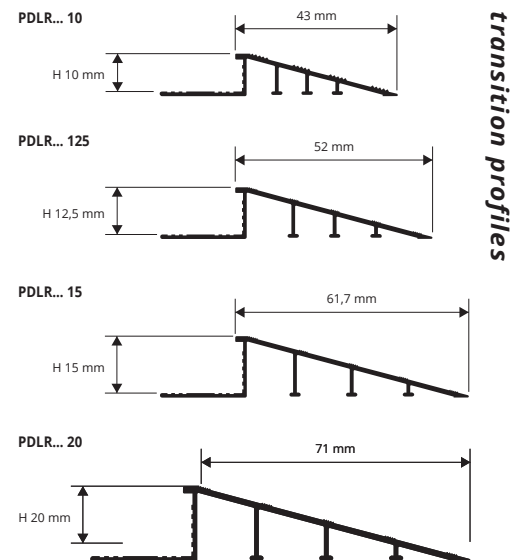


**ANODIZED SILVER ALUMINIUM thermo packed**  
bar length 2,7 lm - pack. 20 Pcs - 54 lm

Article	H mm
PDLRAA 10	10
PDLRAA 125	12,5
PDLRAA 15	15
PDLRAA 20	20

### INSTRUCTIONS FOR LAYING

1. Choose the profile with the required height H, material and finish. 2. Fill the profile cavity with adhesive and apply the adhesive onto the area of application. 3. Lay the "PROSLIDER LR". 4. Align it "flush" with the floor/covering. 5. Use the adhesive to seal any empty interstices.



transition profiles

### EXAMPLES OF LAYING

