

PROCARPET ACC is a profile in stainless steel 304/1.4301-V2A used for joining two floors of differing thickness and in particular for joining a tiled or parquet floor to wall-to-wall carpeting, making a perfect join thanks to the vertical part of less than 4 mm. In addition to completely protecting the edge of the higher floor, this particularly sturdy profile withstands high loads and supports the frequent passage of manual trolleys, vehicles and intense pedestrian traffic.

PROCARPET ACC

STAINLESS STEEL AISI 304/1.4301-V2A



POLISHED STAINLESS ST. AISI 304/1.4301-V2A with protective film
bar length 2,7 lm - pack. 20 Pcs - 54 lm - 10/10 mm

Article	H mm
PRTAC 08	8
PRTAC 10	10
PRTAC 125	12,5

SATIN FINISH STAINLESS ST. AISI 304/1.4301-V2A with protective film
bar length 2,7 lm - pack. 20 Pcs - 54 lm - 10/10 mm

Article	H mm
PRTACS 08	8
PRTACS 10	10
PRTACS 125	12,5


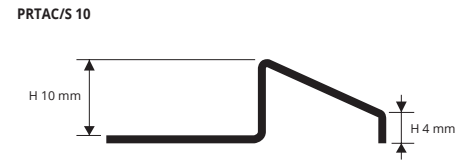
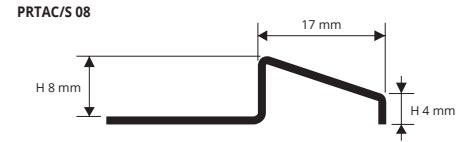
COLOURS



INSTRUCTIONS FOR LAYING

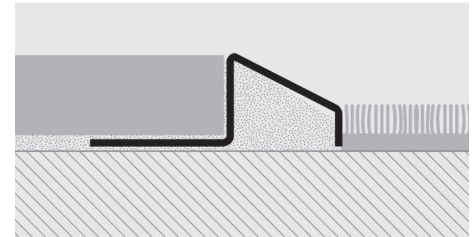
1. Choose the "PROCARPET ACC" taking into consideration the exact height of the floor. 2. Using a notched spreader apply the adhesive onto the area of application of the profile. 3. Lay and align the profile, cut to the necessary length, pressing the perforated flange into the adhesive. 4. Lay the tiles, aligning them so that the top edge of the profile is "flush" with the tile. 5. Fill the profile/tile area of contact with adhesive to prevent the accumulation of water in any voids.

SUITABLE FOR USE IN CONTACT WITH FOODSTUFFS.



transition profiles

EXAMPLES OF LAYING



PROCARPET OTT is a profile in brass (natural or polished) used for joining two floors of differing thickness and in particular for joining a tiled or parquet floor to wall-to-wall carpeting, making a perfect join thanks to the vertical part of less than 4 mm. In addition to completely protecting the edge of the higher floor, this particularly sturdy profile withstands high loads and supports the frequent passage of manual trolleys, vehicles and intense pedestrian traffic.

PROCARPET OTT

POLISHED AND NATURAL BRASS



NATURAL BRASS thermo packed 5 Pcs
bar length 2,7 lm - pack. 20 Pcs - 54 lm

Article	H mm
PRTON 08	8
PRTON 10	10

POLISHED BRASS thermo packed
bar length 2,7 lm - pack. 20 Pcs - 54 lm

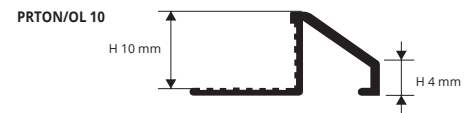
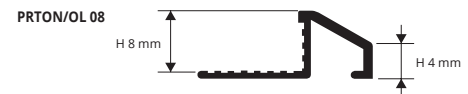
Article	H mm
PRTOL 08	8
PRTOL 10	10

COLOURS



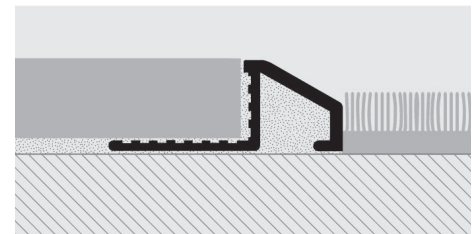
INSTRUCTIONS FOR LAYING

1. Choose the "PROCARPET OTT" taking into consideration the exact height of the floor. 2. Using a notched spreader apply the adhesive onto the area of application of the profile. 3. Lay and align the profile, cut to the necessary length, pressing the perforated flange into the adhesive. 4. Lay the tiles, aligning them so that the top edge of the profile is "flush" with the tile. 5. Fill the profile/tile area of contact with adhesive to prevent the accumulation of water in any voids. Profiles in natural or polished brass may be subject to oxidation in environments with high degrees of humidity. Resulting marks may be easily removed by polishing the profiles with specific products to be found on sale such as Sidol, Smac and.



transition profiles

EXAMPLES OF LAYING



* = Production on demand with minimum quantity of 100 pcs. Production delay 4/5 weeks. Price to be agreed