

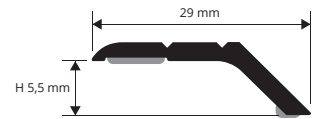
**PROLEVALL 29** is a transition profile in anodized aluminium available in the self-adhesive or punched versions. It is used to give a clean-cut, elegant finish when joining and compensating differences in level of floors that are already laid and in differing or same materials e.g. ceramic tiles-wood-parquet-marble, etc. It joins and compensates a thickness between 4 and 6mm. **PROLEVALL 29** ensures a perfect finish with little height, covering any flaws created during laying, while the contoured edges guarantee perfect adherence to the floor.

# PROLEVALL 29

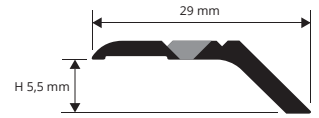
ANODIZED ALUMINIUM WITH SELF-ADHESIVE AND PUNCHED



PLV... 29A  
PLV... 299AS  
PLV... 2910AS



PLV... 29F  
PLV... 298FS  
PLV... 299FS  
PLV... 2910FS



transition profiles

**ANODIZED ALUM. with adhesive thermo packed**  
bar length 2,7 lm - pack. 40 Pcs - 108 lm

Article	H x L mm		
PLV... 29A	5,5 X 29		

**ANODIZED ALUM. with adhesive thermo packed**  
bar length 0,83 lm - pack. 20 Pc

Article	H x L mm		
PLV... 298AS	5,5 X 29	/	*

**ANODIZED ALUM. with adhesive thermo packed**  
bar length 0,93 lm - pack. 20 Pc

Article	H x L mm		
PLV... 299AS	5,5 X 29	/	

**ANODIZED ALUM. with adhesive thermo packed**  
bar length 1,03 lm - pack. 20 Pc

Article	H x L mm		
PLV... 2910AS	5,5 X 29	/	

**ANODIZED ALUM. punched thermo packed**  
bar length 2,7 lm - pack. 40 Pcs - 108 lm

Article	H x L mm		
PLV... 29F	5,5 X 29		

**ANODIZED ALUM. punched with screws and screw anchors thermo packed** - bar length 0,83 lm - pack. 20 Pc

Article	H x L mm		
PLV... 298FS	5,5 X 29	/	*

**ANODIZED ALUM. punched with screws and screw anchors thermo packed** - bar length 0,93 lm - pack. 20 Pc

Article	H x L mm		
PLV... 299FS	5,5 X 29	/	

**ANODIZED ALUM. punched with screws and screw anchors thermo packed** - bar length 1,03 lm - pack. 20 Pc


Article	H x L mm		
PLV... 2910FS	5,5 X 29	/	

Available in the colours: AA - AO (AB, AT, CH e SB available on demand with a minimum quantity order of 100 pcs). The code of the selected colour must be added to the article code. E.g.: PLV... 29A (chosen colour anodized gold alum.) PLVAO 29A.

## COLOURS

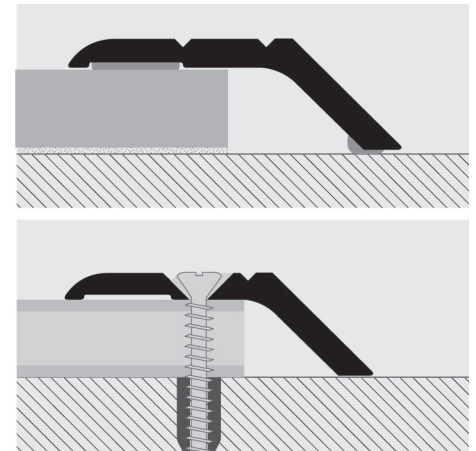


## AVAILABLE MINIMUM QUANTITY 100 PCS by color and height



(Price to be agreed. Production delay 4/5 weeks)

## EXAMPLES AND INSTRUCTIONS FOR LAYING METHODS



### Adhesive version

1. Choose the suitable profile and cut it to the necessary length.
2. Degrease, wash and clean the solid surface thoroughly.
3. Remove the protective paper from the adhesive.
4. Lay the profile by applying pressure evenly over the whole surface without using a hammer.

### Punched version

1. Choose the suitable profile and cut it to the necessary length.
2. Mark the position of the holes using the existing holes in the profile as reference.
3. Insert the screw anchors into the drilled holes.
4. Fix the profile using flathead screws suitable for the relative slots in the profile.

**PROLEVALL 33** is a transition profile in extruded polished brass, available in the self-adhesive or punched versions. It is used to give a clean-cut, elegant finish when joining and compensating differences in level of floors that are already laid and in differing or same materials e.g. ceramic tiles-wood-parquet-marble, etc. It joins and compensates a thickness between 4 and 6mm. **PROLEVALL 33** ensures a perfect finish with little height, covering any flaws created during laying, while the contoured edges guarantee perfect adherence to the floor.

# PROLEVALL 33

POLISHED BRASS WITH SELF-ADHESIVE AND PUNCHED

**POLISHED BRASS with adhesive thermo packed**  
bar length 2,7 lm - pack. 20 Pcs - 54 lm

Article	H x L mm		
PLVOL 33A	5,5 X 33		*

**POLISHED BRASS with adhesive thermo packed**  
bar length 0,83 lm - pack. 20 Pc

Article	H x L mm		
PLVOL 338AS	5,5 X 33	/	*

**POLISHED BRASS with adhesive thermo packed**  
bar length 0,93 lm - pack. 20 Pc

Article	H x L mm		
PLVOL 339AS	5,5 X 33	/	*

**POLISHED BRASS with adhesive thermo packed**  
bar length 1,03 lm - pack. 20 Pc

Article	H x L mm		
PLVOL 3310AS	5,5 X 33	/	*

**POLISHED BRASS punched thermo packed**  
bar length 2,7 lm - pack. 20 Pcs - 54 lm

Article	H x L mm		
PLVOL 33F	5,5 X 33		*

**POLISHED BRASS punched with screws and screw anchors thermo packed** - bar length 0,83 lm - pack. 20 Pc

Article	H x L mm		
PLVOL 338FS	5,5 X 33	/	*


**POLISHED BRASS punched with screws and screw anchors thermo packed** - bar length 0,93 lm - pack. 20 Pc

Article	H x L mm		
PLVOL 339FS	5,5 X 33	/	*

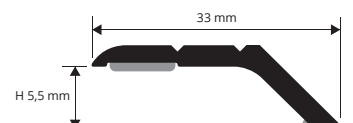
**POLISHED BRASS punched with screws and screw anchors thermo packed** - bar length 1,03 lm - pack. 20 Pc

Article	H x L mm		
PLVOL 3310FS	5,5 X 33	/	*

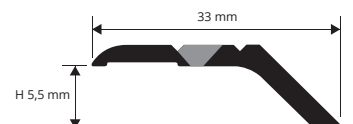
## COLOURS



PLVOL 33A  
PLVOL 338AS  
PLVOL 339AS  
PLVOL 3310AS




PLVOL 33F  
PLVOL 338FS  
PLVOL 339FS  
PLVOL 3310FS



transition profiles

## EXAMPLES AND INSTRUCTIONS FOR LAYING METHODS



1. Choose the suitable profile and cut it to the necessary length.

### Adhesive version

2. Degrease, wash and clean the solid surface thoroughly.
3. Remove the protective paper from the adhesive.
4. Lay the profile by applying pressure evenly over the whole surface without using a hammer.

### Punched version

2. Mark the position of the holes using the existing holes in the profile as reference.
3. Insert the screw anchors into the drilled holes.
4. Fix the profile using flathead screws suitable for the relative slots in the profile.

\* = Production on demand with minimum quantity of 100 pcs. Production delay 4/5 weeks. Price to be agreed