



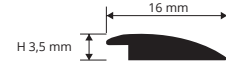
**PROLINOLEUM** is a self-adhesive transition profile in anodized aluminium with gold/silver finish. It is used to give a clean-cut, elegant finish to hardwearing surfaces in PVC or linoleum and other thin materials between 2-3 mm thick. **PROLINOLEUM** ensures a perfect finish with little height, covering any flaws created during laying of the floor. Easy to lay; the high-strength elastomer adhesive ensures an excellent grip.

# PROLINOLEUM

ANODIZED GOLD AND SILVER ALUMINIUM WITH AND WITHOUT SELF-ADHESIVE



PLU ... 16  
PLU ... 16A



profiles for low thicknesses

**ANODIZED GOLD AND SILVER ALUMINIUM thermo packed**  
bar length 2,7 lm - pack. 40 Pcs - 108 lm

Article	H x L mm		
PLU ... 16	2,5 X 16		
PLU ... 16A (adhesive)	2,5 X 16		

Available in the colours: AA (AO, AT, CH and SB available on demand with a minimum quantity order of 100 pcs). The code of the selected colour must be added to the article code.  
E.g.: PLU ... 16 (chosen finish anod. gold) PLUAO 16.

### COLOURS



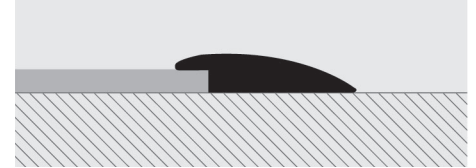
AA - Anodized silver alum.

### AVAILABLE MINIMUM QUANTITY 100 PCS by color and height



AO - Anodized gold alum. AT - Anodized titanium alum. CH - Anod. champagne alum. SB - Anod. sand aluminium  
(Price to be agreed. Production delay 4/5 weeks)

### EXAMPLES AND INSTRUCTIONS FOR LAYING METHODS



1. Choose the suitable profile and cut it to the necessary length.
2. Degrease, wash and clean the solid surface thoroughly.
3. Remove the protective paper from the adhesive.
4. Lay the profile by applying pressure evenly over the whole surface without using a hammer.

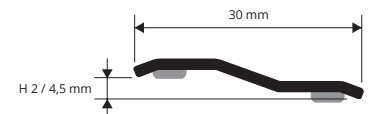
**PROFLOOR 24** is a self-adhesive transition profile with chamfered edges in stainless steel 1.4016 and polished brass with protective film. It is used to give a clean-cut, elegant finish to hardwearing surfaces in PVC and linoleum - carpeting and other thin materials between 2 and 5mm thick. **PROFLOOR 24** ensures a perfect finish with little height, covering any flaws created during laying of the floor. Easy to lay; the high-strength elastomer adhesive ensures an excellent grip.

# PROFLOOR 24

POLISHED STAINLESS STEEL AISI 304/1.4301 AND POLISHED BRASS WITH SELF-ADHESIVE



PFRAC 24A/249A  
PFROL 24A/249A



profiles for low thicknesses

**POLISHED STAINLESS ST. AISI 304/1.4301-V2A self-adhesive thermo packed** - bar length 2,7 lm - pack. 40 Pcs - 108 lm

Article	H x L mm		
PFRAC 24A	2/4,5 X 30		

**POLISHED BRASS self-adhesive thermo packed**  
bar length 2,7 lm - pack. 40 Pcs - 108 lm

Article	H x L mm		
PFROL 24A	2/4,5 X 30		

**POLISHED STAINLESS ST. AISI 304/1.4301-V2A self-adhesive thermo packed** - bar length 0,93 lm - pack. 20 Pcs



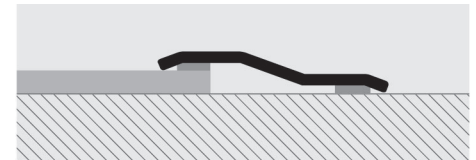
Article	H x L mm		
PFRAC 249AS	2/4,5 X 30		

**POLISHED BRASS self-adhesive thermo packed**  
bar length 0,93 lm - pack. 20 Pcs



Article	H x L mm		
PFROL 249AS	2/4,5 X 30		

### EXAMPLES AND INSTRUCTIONS FOR LAYING METHODS



1. Choose the suitable profile and cut it to the necessary length.
2. Degrease, wash and clean the solid surface thoroughly.
3. Remove the protective paper from the adhesive.
4. Lay the profile by applying pressure evenly over the whole surface without using a hammer.

SUITABLE FOR USE IN CONTACT WITH FOODSTUFFS.

On demand hand-brushed stainless steel  
(Price to be agreed. Production delay 4/5 weeks)

### COLOURS



AC - Polished stainless steel AISI 304/1.4301-V2A OL - Polished brass