

PROCOVER is a joint-cover profile in anodized aluminium. It is applied at the end of laying two adjoining floors with the same height, having left a 6 - 24 mm gap between the two floors set in a thin bed of adhesive. It protects the outside edges of the floor/covering. It is easy to lay and attractive. The design of the profile with lower vertical arrowhead part allows excellent anchorage with the silicone/adhesive.

PROCOVER

ANODIZED SILVER, DARK BRONZE ALUMINIUM



ANODIZED SILVER, DARK BRONZE ALUMINIUM thermo packed - bar length 2,7 lm
(PCRAA 1499 - bar length 0,90 lm - pack. 40 Pcs)




Article	L x H mm
PCRAA 149 (pack 40 Pc)	14 X 9
PCRDB 149 (pack 40 Pc)	14 X 9
PCRAA 1499 (pack 40 Pc)	14 X 9
PCRAA 209 (pack 40 Pc)	20 X 9
PCRDB 209 (pack 40 Pc)	20 X 9
PCRAA 269 (pack 40 Pc)	26 X 9
PCRDB 269 (pack 40 Pc)	26 X 9
PCRAA 409 (pack 20 Pc)	40 X 9
PCRDB 409 (pack 20 Pc)	40 X 9

COLOURS



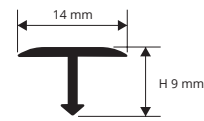
AVAILABLE MINIMUM QUANTITY 100 PCS by color and height



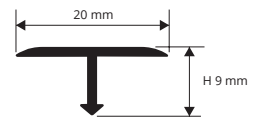
Available on demand PCRAT, PCRAB and PCRAO.

* PCRAA - DB 149 curvable available

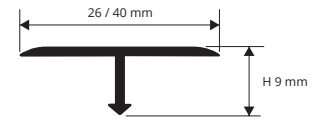
PCR... 149/1499



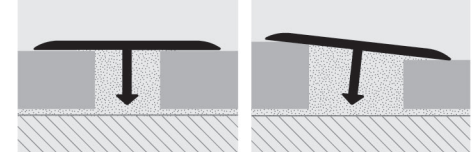
PCR... 209



PCR... 269
PCRAA 409



EXAMPLES AND INSTRUCTIONS FOR LAYING METHODS



1. Choose the "PROCOVER" with the width suitable for the gap between the two floors to be joined, taking into consideration 2/3 mm side lap. 2. Fill the gap with single-pack silicone or with the adhesive used for laying the floor. 3. Bury the profile into the adhesive, making sure that both side laps of the profile rest on the coverings to be joined.

threshold - joint-cover profiles

PROCOVER WOOD is a joint-cover profile in aluminium covered with a very strong film available in 77 wooden finishes (72 on demand). It is applied at the end of laying two adjoining floors with the same height, having left a 6 - 24 mm gap between the two floors set in a thin bed of adhesive. It protects the outside edges of the floor/covering. It is easy to lay and attractive. The design of the profile with lower vertical arrowhead part allows excellent anchorage with the silicone/adhesive.

PROCOVER WOOD

ALUMINIUM COVERED WITH PROTECTIVE FILM IN 77 WOODEN FINISHES (72 on demand)


ALUMINIUM COVERED WOODEN FINISHES thermo packed
 bar length 2,7 lm - pack. 40 Pcs - 108 lm (L 26 mm - 54 lm)

Article	L x H mm
PCRA... 149	14 X 9
PCRA... 269	26 X 9

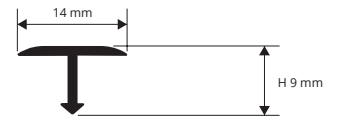
Available in the wood finishes: 05W - 11W - 28W - 29W - 30W.
 The code of the selected colour must be added to the article code.
 Es.: PCRA... 149 (chosen finish light oak) PCRA04W 149.



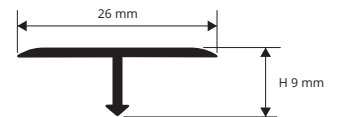
COLOURS



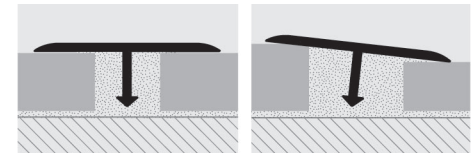
PCRA... 149



PCRA... 269



EXAMPLES AND INSTRUCTIONS FOR LAYING METHODS



1. Choose the "PROCOVER" with the width suitable for the gap between the two floors to be joined, taking into consideration 2/3 mm side lap. 2. Fill the gap with single-pack silicone or with the adhesive used for laying the floor. 3. Bury the profile into the adhesive, making sure that both side laps of the profile rest on the coverings to be joined.

threshold - joint-cover profiles

PROCOVER INSERT for inserting Procover profiles

VINYL RESIN / BLACK RUBBER

Vinyl resin/rubber profile "U-form" for inserting PROCOVER with PINBFT 45 or PINBFT 40 Proinsert System base.

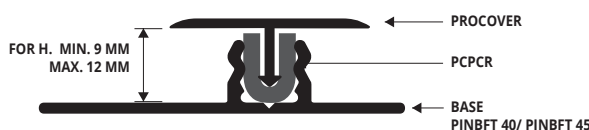
VINYL RESIN/RUBBER

length 2,7 lm and/or in rolls 100 lm

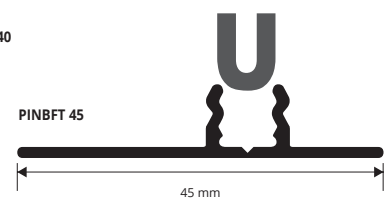
Article
PCPCR 2,7LM
PCPCR 100LM

PROINSERT BASE 45 AND BASE 40 - alum. punched - perfored
 bar length 2,7 lm - pack. 20 Pcs - 54 lm

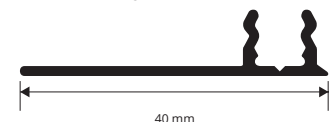
Article	Larg. mm
PINBFT 45	45
PINBFT 40	40



INSERT +BASE 45/40



PINBFT 40



* = Production on demand with minimum quantity of 100 pcs. Production delay 4/5 weeks. Price to be agreed