

PROCOVER is a joint-cover profile in anodized aluminium. It is applied at the end of laying two adjoining floors with the same height, having left a 6 - 24 mm gap between the two floors set in a thin bed of adhesive. It protects the outside edges of the floor/covering. It is easy to lay and attractive. The design of the profile with lower vertical arrowhead part allows excellent anchorage with the silicone/adhesive.

PROCOVER

ANODIZED SILVER, DARK BRONZE ALUMINIUM




ANODIZED SILVER, DARK BRONZE ALUMINIUM
thermo packed - bar length 2,7 lm
(PCRAA 1499 - bar length 0,90 lm - pack. 40 Pcs)




Article	Pcs/Pack	L x H mm	€/lm	€/Pc
PCRAA 149	40	14 X 9		
PCRDB 149	40	14 X 9		
PCRAA 1499	40	14 X 9	/	
PCRAA 209	40	20 X 9		
PCRDB 209	40	20 X 9		
PCRAA 269	40	26 X 9		
PCRDB 269	40	26 X 9		
PCRAA 409	20	40 X 9		
PCRDB 409	20	40 X 9		

COLOURS

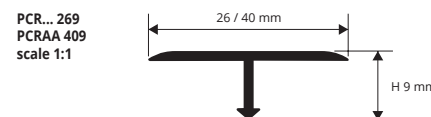
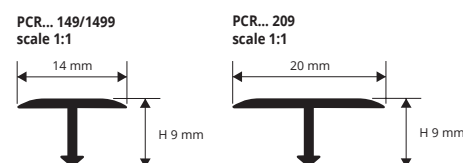


AVAILABLE MINIMUM QUANTITY 100 PCS by color and height

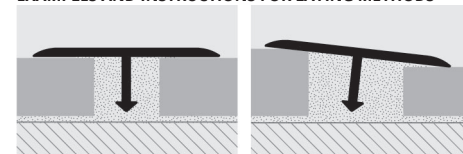


Available on demand PCRAT, PCRAB and PCRAO.
Price: add +20% to the price of PCRAA.

* PCRAA - DB 149 curvable available



EXAMPLES AND INSTRUCTIONS FOR LAYING METHODS



1. Choose the "PROCOVER" with the width suitable for the gap between the two floors to be joined, taking into consideration 2/3 mm side lap. 2. Fill the gap with single-pack silicone or with the adhesive used for laying the floor. 3. Bury the profile into the adhesive, making sure that both side laps of the profile rest on the coverings to be joined.

PROCOVER WOOD is a joint-cover profile in aluminium covered with a very strong film available in 77 wooden finishes (72 on demand). It is applied at the end of laying two adjoining floors with the same height, having left a 6 - 24 mm gap between the two floors set in a thin bed of adhesive. It protects the outside edges of the floor/covering. It is easy to lay and attractive. The design of the profile with lower vertical arrowhead part allows excellent anchorage with the silicone/adhesive.

ALUMINIUM COVERED WOODEN FINISHES thermo packed
bar length 2,7 lm - pack. 40 Pcs - 108 lm (L 26 mm - 54 lm)

Article	L x H mm	€/lm	€/Pc
PCRA... 149	14 X 9		
PCRA... 269	26 X 9		

Available in the wood finishes: 05W - 11W - 28W - 29W - 30W.
The code of the selected colour must be added to the article code.
Es.: PCRA... 149 (chosen finish light oak) PCRA04W 149.

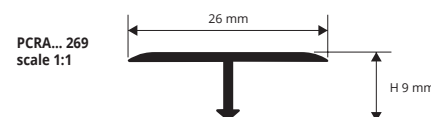
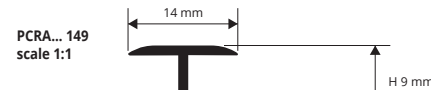


COLOURS

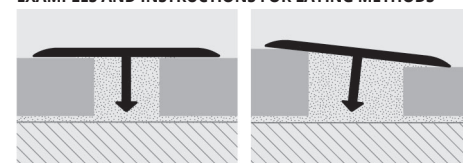


PROCOVER WOOD

ALUMINIUM COVERED WITH PROTECTIVE FILM
IN 77 WOODEN FINISHES (72 on demand)



EXAMPLES AND INSTRUCTIONS FOR LAYING METHODS



1. Choose the "PROCOVER" with the width suitable for the gap between the two floors to be joined, taking into consideration 2/3 mm side lap. 2. Fill the gap with single-pack silicone or with the adhesive used for laying the floor. 3. Bury the profile into the adhesive, making sure that both side laps of the profile rest on the coverings to be joined.

PROCOVER INSERT for inserting Procover profiles

VINYL RESIN / BLACK RUBBER

Vinyl resin/rubber profile "U-form" for inserting PROCOVER with PINBFT 45 or PINBFT 40 Proinsert System base.

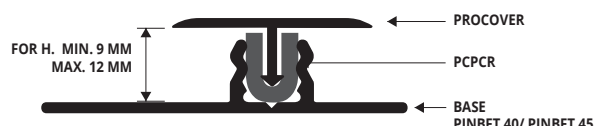
VINYL RESIN/RUBBER

length 2,7 lm and/or in rolls 100 lm

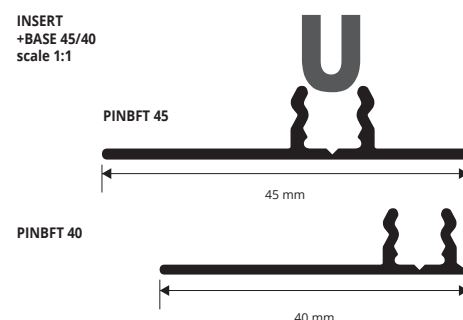
Article	€/lm	€/Pc	€/rotolo
PCPCR 2,7ML		/	
PCPCR 100ML		/	

PROINSERT BASE 45 AND BASE 40 - alum. punched - perfored
bar length 2,7 lm - pack. 20 Pcs - 54 lm

Article	Larg. mm	€/lm	€/Pc
PINBFT 45	45		
PINBFT 40	40		



INSERT
+BASE 45/40
scale 1:1



* = Production on demand with minimum quantity of 100 pcs. Production delay 4/5 weeks. Price to be agreed

Prices are referred to whole packs 10% increase for minimum orders of 10 pcs. 20% increase for orders of less than 10 pcs.

