

**PROLISTEL ACC** is a range of decorative profiles/strips that are ideal for easily creating chromatic effects on ceramic tile/marble/mosaic coverings or, in the stainless steel AISI 316LL/1.4301-V4A range, for creating separations and decorations between floors in the same or differing material. Thanks to their design, shape and thickness of 4.5 and 10 mm, may be laid using the same adhesive to create horizontal and vertical lines, on the wall or on the floor, irrespective of the thickness of the covering. Various widths available in stainless steel AISI 04/1.4301-V2A, polished. Match with the same basic colours in the PROJOLLY, PROTERMINAL and PROJOLLY SQUARE and the new PROKERLAM SQUARE-LINE-JOLLY range.

## PROLISTEL ACC

POLISHED STAINLESS STEEL  
AISI 316L/1.4404 - V4A



**POLISHED STAINLESS STEEL AISI 316LL/1.4404-V4A**  
with protective film - bar length 2,7 lm  
pack. 40 Pcs - 108 lm - 8/10mm



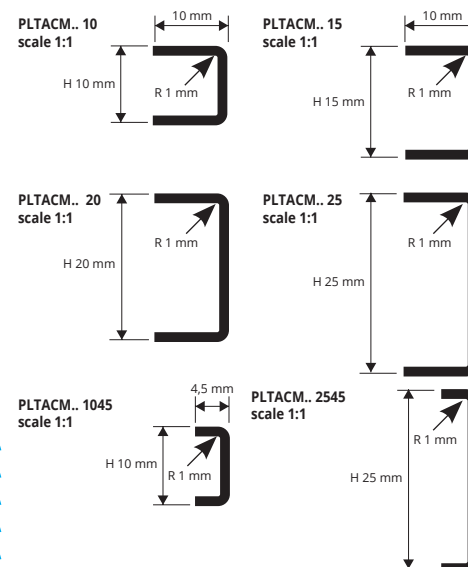
Article	HxL mm	€/lm	€/Pc
PLTACM 10	10 X 10		*
PLTACM 1045	10 X 4,5		*
PLTACM 15	15 X 10		*
PLTACM 20	20 X 10		*
PLTACM 25	25 X 10		*
PLTACM 2545	25 X 4,5		*



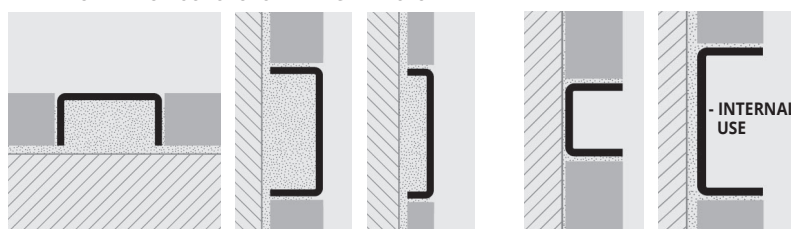
**POLISHED STAINLESS STEEL AISI 316LL/1.4404-V4A -**  
**INTERNAL USE** with protective film - bar length 2,7 lm  
pack. 40 Pcs - 108 lm - 8/10mm



Article	HxL mm	€/lm	€/Pc
PLTACMI 10	10 X 10		*
PLTACMI 1045	10 X 4,5		*
PLTACMI 15	15 X 10		*
PLTACMI 20	20 X 10		*
PLTACMI 25	25 X 10		*
PLTACMI 2545	25 X 4,5		*



### EXAMPLES AND INSTRUCTIONS FOR LAYING METHODS



1. Choose the PROLISTEL ACC in the required width. 2. Apply the adhesive onto the area of application of the profile. 3. Lay and align the profile, cut to the necessary length, pressing it into the adhesive. 4. Lay the tiles, aligning them so that the top edge of the profile is flush with the tile. 5. Fill the profile/tile area of contact with adhesive to prevent the accumulation of water in any voids. Pay attention to the external edges of the PROLISTEL ACC. They must be protected against agents such as adhesives and sealants and against grinding or scraping actions.

SUITABLE FOR USE IN CONTACT WITH FOODSTUFFS.

### COLOURS

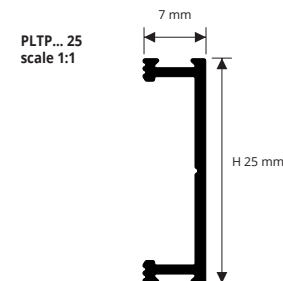


ACM - Polished stainless steel  
AISI 316LL

**PROLISTEL P OTT** is a decorative listel in polished, chromed and antique brass with a flat visible surface. The profile is suitable to decorate the wall coverings in ceramic, mosaic and natural stone. Its particular section and availability in different finishes and two widths, make **PROLISTEL P OTT** a much sought after profile. It could be matched with PROJOLLY, PROJOLLY SQUARE e PROTERMINAL profiles to decorate the wall coverings and to allow an elegant workmanlike application.

## PROLISTEL P OTT

POLISHED, CHROMED,  
ANTIQU BRASS



**POLISHED, CHROMED AND ANTIQU BRASS thermo packed** - Bar  
length 2,7 lm - pack 40 PCS - 108 lm

Article	H mm	€/lm	€/Pc
PLTPOL 25	25		*
PLTPOC 25	25		*
PLTPOB 25	25		*

### COLOURS



### EXAMPLES AND INSTRUCTIONS FOR LAYING



1. Choose "PROLISTEL P OTT" according to the width and desired finish. 2. Cut "PROLISTEL P OTT" to the desired length and apply the adhesive on the support where the profile will be laid. 3. Press "PROLISTEL P OTT" into the adhesive. 4. Lay the tiles, aligning them with the profile leaving a 2 mm joint. Remove immediately all remains of adhesive from the surface of the profile. 5. Fill the joints between the profile and the tiles with grout, in order to avoid water stagnation. Remove immediately all the remains of grout from the surface of the profile.