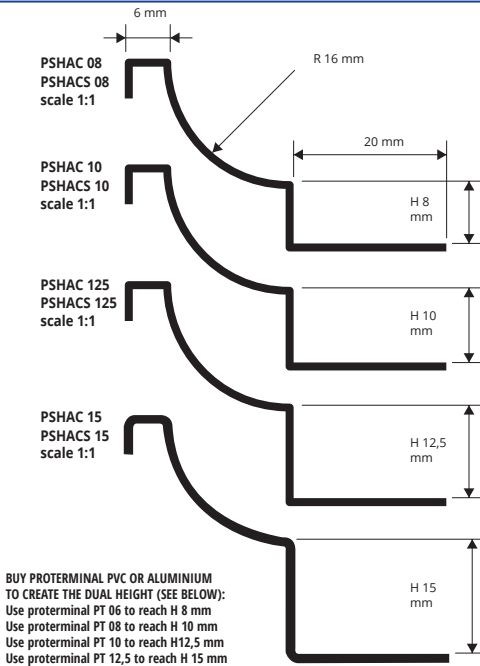


PROSHELL

POLISHED AND SATIN FINISH
STAINLESS STEEL AISI 304/1.4301-V2A

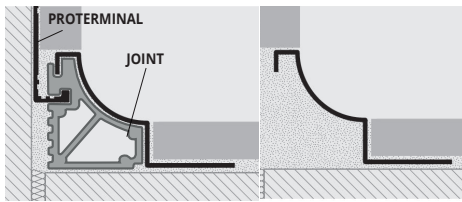
PROSHELL is a cove-shaped profile in polished and satin finish stainless steel AISI 304/1.4301-V2A particularly suitable to ensure cleanliness and hygiene in every kind of environment where high resistance to mechanical and chemical stresses are required. Its particular section and the availability in two finishes, four heights and special pieces, such as internal and external corners, end caps and junctions, make **PROSHELL** a much sought-after profile that allows a workmanlike application even in environments subject to high mechanical stresses.

Internal seal hygienic profiles



BUY PROTERMINAL PVC OR ALUMINIUM TO CREATE THE DUAL HEIGHT (SEE BELOW):
Use proterminal PT 06 to reach H 8 mm
Use proterminal PT 08 to reach H 10 mm
Use proterminal PT 10 to reach H 12,5 mm
Use proterminal PT 12,5 to reach H 15 mm

EXAMPLES FOR LAYING



POLISHED STAINLESS STEEL AISI 304/1.4301-V2A with protective film - bar length 2,7 lm - pack. 20 Pcs - 54 lm - 10/10 mm

Article	H mm	€/lm	€/Pc
PSHAC 08	8		
PSHAC 10	10		
PSHAC 125	12,5		
PSHAC 15	15		



SATIN FINISH STAINLESS STEEL AISI 304/1.4301-V2A with protective film - bar length 2,7 lm - pack. 20 Pcs - 54 lm - 10/10 mm

Article	H mm	€/lm	€/Pc
PSHACS 08	8		
PSHACS 10	10		
PSHACS 125	12,5		
PSHACS 15	15		

Suitable for use in contact with foodstuffs.

INSTRUCTIONS FOR LAYING


1. Choose "PROSHELL" according to the tile thickness and desired finish. (*) 2. Cut "PROSHELL" to the desired length and apply the adhesive on the support where the profile will be laid. 3. Press the anchoring flange of "PROSHELL" into the adhesive. 4. Lay the tiles on floor and wall aligning them with the profile leaving a 2 mm joint. Remove immediately all remains of adhesive from the surface of the profile. 5. Fill the joints between the profile and the tiles with grout, in order to avoid water stagnation. Remove immediately all the remains of grout from the surface of the profile. (*) to obtain double height, use the joint of the same size as the selected profile and choose the PROTERMINAL PVC or ALUMINIUM according to the required thickness, see INSTRUCTIONS FOR LAYING.

COLOURS



PREWELDED CORNER, CAPS and THREE-WAYS JOINTS

POLISHED AND SATIN FINISH STAINLESS STEEL



PREWELDED CORNER - POLISHED STAINLESS STEEL
L 100 mm - pack. 10 Pcs

Article	H mm	€/Pc.	€/Pack
RPI .../10	08/10/125		
RPI 15/10	15		
RPE .../10	08/10/125		
RPE 15/10	15		
RPT .../10	08/10/125		
RPT 15/10	15		

Specify height of joint: E.g.: RPI 8 for H 8 mm.

PREWELDED CORNER - SATIN FINISH STAINLESS STEEL
L 100 mm - pack. 10 Pcs

Article	H mm	€/Pc.	€/Pack
RPIS .../10	08/10/125		
RPIS 15/10	15		
RPEs .../10	08/10/125		
RPEs 15/10	15		
RPTS .../10	08/10/125		
RPTS 15/10	15		

Specify height of joint: E.g.: RPIS 8 for H 8 mm.

OVERLAPPING JOINTS
POLISHED AISI 316/.4404 V4A STAINLESS STEEL - pack. 10 Pcs

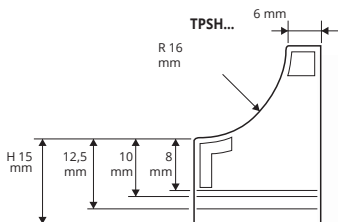
Article	€/Pc.	€/Pack
⊕ RPSIACM/10		
⊕ RPSEACM/10		
⊕ RPSTACM/10		
⊕ GPSACM/10		
⊕ TPSACM/10		

OVERLAPPING JOINTS
SATIN FINISH AISI 316/.4404 V4A STAINLESS STEEL - pack. 10 Pcs

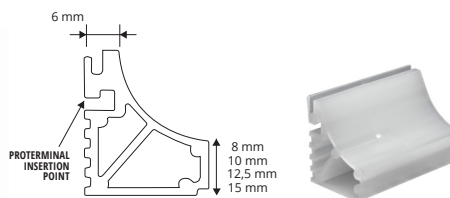
Article	€/Pc.	€/Pack
⊕ RPSIACMS/10		
⊕ RPSEACMS/10		
⊕ RPSTACMS/10		
⊕ GPSACMS/10		
⊕ TPSACMS/10		



END CAPS



JOINT GISHN...



CAPS AND JOINTS IN RIGID GREY PLASTIC
pack. 10 Pcs

Article	€/Pc.	€/Pack
TPSHAC/10		
TPSHACS/10		
⊕ GISHN 08/10		
⊕ GISHN 10/10		
⊕ GISHN 125/10		
⊕ GISHN 15/10		

© 2022 All rights reserved by Progress Profiles, Printed in Italy