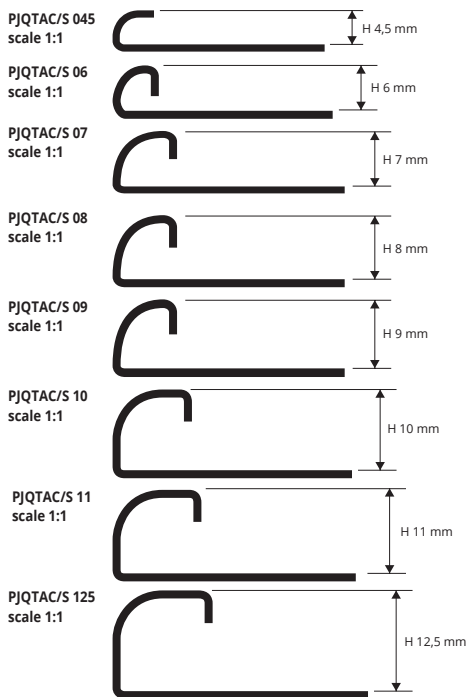


# PROJOLLY QUART

POLISHED, SUPER POLISHED AND SATIN FINISH STAINLESS STEEL AISI 304/1.4301-V2A

**PROJOLLY QUART** is a quarter-circle rounded bead profile in polished, super polished and satin finish stainless steel AISI 304/1.4301-V2A that can be applied on external corners of coverings. It can be used to close the perimeter of coverings and like a connection profile between step tread and riser of stairs coated with ceramic or natural stone tiles. Its particular section, the availability in three different finishes and special pieces such as internal and external corners, end caps and joints make **PROJOLLY QUART** a much sought-after profile that allows a workmanlike application even in environments subject to high mechanical stresses.



**EXAMPLES FOR LAYING METHODS**



**POLISHED STAINLESS STEEL AISI 304/1.4301-V2A with protective film**  
 bar length 2,7 lm - pack. 20 Pcs - 54 lm (H 4,5 mm - 108 ml) - 10/10 mm

Article	H mm	€/lm	€/Pc
PJQTAC 045	4,5		
PJQTAC 06	6		
PJQTAC 07	7		
PJQTAC 08	8		
PJQTAC 09	9		
PJQTAC 10	10		
PJQTAC 11	11		
PJQTAC 125	12,5		



**SATIN FINISH STAINLESS ST. AISI 304/1.4301-V2A with protective film**  
 bar length 2,7 lm - pack. 20 Pcs - 54 lm (H 4,5 mm - 108 ml) - 10/10 mm

Article	H mm	€/lm	€/Pc
PJQTACS 045	4,5		
PJQTACS 06	6		
PJQTACS 07	7		
PJQTACS 08	8		
PJQTACS 09	9		
PJQTACS 10	10		
PJQTACS 11	11		
PJQTACS 125	12,5		

**SUPER POLISHED STAINLESS STEEL AISI 304/1.4301-V2A thermo packed**  
 bar length 2,7 lm - pack. 20 Pcs 54 lm (H 4,5 mm - 108 ml) - 10/10 mm

Article	H mm	€/lm	€/Pc
PJQTACML 045	4,5		
PJQTACML 06	6		
PJQTACML 07	7		
PJQTACML 08	8		
PJQTACML 09	9		
PJQTACML 10	10		
PJQTACML 11	11		
PJQTACML 125	12,5		



**COLOURS**



**SUITABLE FOR USE IN CONTACT WITH FOODSTUFFS.**

**INSTRUCTIONS FOR LAYING METHODS**

1. Choose "PROJOLLY QUART" according to the tile thickness and desired finish.
2. Cut "PROJOLLY QUART" to the desired length and apply the adhesive on the support where the profile will be laid.
3. Press the anchoring flange of "PROJOLLY QUART" into the adhesive.
4. Lay the tiles, aligning them with the profile leaving a 2 mm joint. Remove immediately all remains of adhesive from the surface of the profile.
5. Fill the joints between the profile and the tiles with grout, in order to avoid water stagnation. Remove immediately all the remains of grout from the surface of the profile.

## CAPSULES, END CAPS and THREE-WAYS JOINTS

\* Capsules & end caps of the on demand profiles are also on demand

POLISHED, SUPER POLISHED AND SATIN FINISH STAINLESS ST. AISI 304/1.4301-V2A / PLASTIC

**CAPSULES and END CAPS - POLISHED STAINLESS ST. AISI 304/1.4301-V2A**

Article	H mm	€/Pack 10 Pcs	€/Pack 2 Pcs
CPJQTAC 045/...	4,5		
IPJQTAC 045/...	4,5		
CPJQTAC 06/...	6		
IPJQTAC 06/...	6		
CPJQTAC 07/...	7		
IPJQTAC 07/...	7		
CPJQTAC 08/...	8		
IPJQTAC 08/...	8		
CPJQTAC 09/...	9		
IPJQTAC 09/...	9		
CPJQTAC 10/...	10		
IPJQTAC 10/...	10		
CPJQTAC 11/...	11		
IPJQTAC 11/...	11		
CPJQTAC 125/...	12,5		
IPJQTAC 125/...	12,5		
TPJQTAC 045-06-08-10-11-125-.../...			

Choose the desired packaging: E.g.: CPJQTAC .../10 (Pack. 10 Pcs)  
 CPJQTAC .../2 (Pack. 2 Pcs)

**CAPSULES and END CAPS - SATIN FINISH STAINLESS ST. AISI 304/1.4301-V2A**



Article	H mm	€/Pack 10 Pcs	€/Pack 2 Pcs
CPJQTACS 045/...	4,5		
IPJQTACS 045/...	4,5		
CPJQTACS 06/...	6		
IPJQTACS 06/...	6		
CPJQTACS 07/...	7		
IPJQTACS 07/...	7		
CPJQTACS 08/...	8		
IPJQTACS 08/...	8		
CPJQTACS 09/...	9		
IPJQTACS 09/...	9		
CPJQTACS 10/...	10		
IPJQTACS 10/...	10		
CPJQTACS 11/...	11		
IPJQTACS 11/...	11		
CPJQTACS 125/...	12,5		
IPJQTACS 125/...	12,5		
TPJQTACS 045-06-08-10-11-125-.../...			

Choose the desired packaging: E.g.: CPJQTACS .../10 (Pack. 10 Pcs)  
 CPJQTACS .../2 (Pack. 2 Pcs)

**CAPSULES - SUPER POLISHED STAINLESS ST. AISI 304/1.4301-V2A**

Article	H mm	€/Pack 10 Pcs	€/Pack 2 Pcs
CPJQTACML 045/...	4,5		
IPJQTACML 045/...	4,5		
CPJQTACML 06/...	6		
IPJQTACML 06/...	6		
CPJQTACML 07/...	7		
IPJQTACML 07/...	7		
CPJQTACML 08/...	8		
IPJQTACML 08/...	8		
CPJQTACML 09/...	9		
IPJQTACML 09/...	9		
CPJQTACML 10/...	10		
IPJQTACML 10/...	10		
CPJQTACML 11/...	11		
IPJQTACML 11/...	11		
CPJQTACML 125/...	12,5		
IPJQTACML 125/...	12,5		

Choose the desired packaging: E.g.: CPJQTACML .../10 (Pack. 10 Pcs)  
 CPJQTACML .../2 (Pack. 2 Pcs)



**JOINTS - PLASTIC**

Article	H mm	€/Pack 10 Pcs	€/Pack 2 Pcs
GIJQT 045/...	4,5		
GIJQT 06/...	6		
GIJQT 07/...	7		
GIJQT 08/...	8		
GIJQT 09/...	9		
GIJQT 10/...	10		
GIJQT 11/...	11		
GIJQT 125/...	12,5		

Choose the desired packaging: E.g.: GIJQT .../10 (Pack. 10 Pcs)  
 GIJQT .../2 (Pack. 2 Pcs)

News 2021

\* = Production on demand with minimum quantity of 100 pcs. Production delay 4/5 weeks. Price to be agreed

Prices are referred to whole packs 10% increase for minimum orders of 10 Pcs 20% increase for orders of less than 10 Pcs.