




PROTERMINAL INT



DESCRIPTION


PROTERMINAL INT is a corner profile that can be applied on external corners of coverings. It can be used to close the perimeter of coverings and like a connection profile between step tread and riser of stairs coated with ceramic and natural stone. Its particular section and variety of heights and finishes, make it an elegant and much sought after profile.

MATERIAL

PROTERMINAL INT is a profile in anodized silver and titanium aluminium and polished chrome and titanium aluminium available in the heights of 8 - 10 and 12.5 mm. It has a punched flange that guarantees a perfect grip to the adhesive. The two finishes, combined with the availability of different heights, make **PROTERMINAL INT** an elegant and much sought after profile.

AREAS OF USE

PROTERMINAL INT in anodized and polished aluminium is suitable for indoors environment where good resistance to mechanical and chemical stresses are required.



WARNINGS

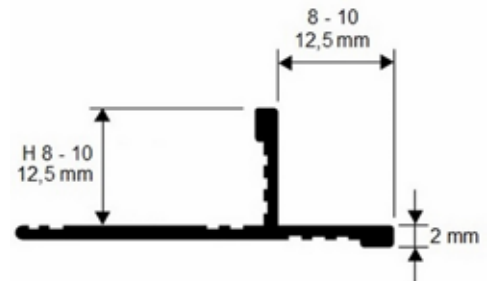
Do not use **PROTERMINAL INT** in anodized and polished aluminium outdoors and in environments where aggressive substances are used. Clean immediately the surface of the profile from all remains of adhesive or grout after laying; the permanence of these substances on the surface may lead to formation of non-removable aluminium hydroxide (dark halos).

MAINTENANCE

PROTERMINAL INT does not require any special maintenance. It is suggested to clean it with normal household cleaning products.

LAYING INSTRUCTIONS

1. Choose "**PROTERMINAL INT**" according to the tile thickness and desired finish.
2. Cut "**PROTERMINAL INT**" to the desired length and apply the adhesive on the support where the profile will be laid.
3. Press the anchoring flange of "**PROTERMINAL INT**" into the adhesive.
4. Lay the tiles, aligning them with the profile leaving a 2 mm joint. Remove immediately all remains of adhesive from the surface of the profile.
5. Fill the joints between the profile and the tiles with grout, in order to avoid water stagnation. Remove immediately all the remains of grout from the surface of the profile.



TEXT TEMPLAT FOR TENDERS

Delivery and installation of profile in anodized silver - titanium aluminium / polished chrome - titanium aluminium with a height of 8 / 10 / 12.5 mm.

The profile is equipped with a punched flange that guarantees a perfect grip to the adhesive, like PROTERMINAL INT of the Progress Profiles company.

PTI... 08/10/125: Anodized aluminium.

Profile height : _____ mm
 Profile length : _____ mt
 Material : _____ €/mt
 Application : _____ €/mt
 Total value : _____ €/mt